


FY2024 Water & Sewer Rates


Water Rates	FY2022	FY2023* Current	FY2024
<u>Equivalent Meters Charge (per month)</u>			
5/8 " (Most Residential)	\$6.95	\$6.95	\$6.62
3/4 "	\$6.95	\$6.95	\$8.28
1 "	\$7.46	\$7.46	\$11.83
1.5 "	\$9.14	\$9.14	\$20.91
2 "	\$10.11	\$10.11	\$31.31
3 "	\$10.70	\$10.70	\$54.77
4 "	\$17.18	\$17.18	\$90.97
6 "	\$22.85	\$22.85	\$176.45
8 "	\$30.15	\$30.15	\$279.26
<u>Volume Rates (per hcf)</u>			
Block 1: 0-10 hcf	\$6.62	\$6.62	\$6.91
Block 2: > 10 hcf	\$7.59	\$7.59	\$7.92
Irrigation Rate	\$7.97	\$7.97	\$8.32
Lifeline Rate (30% Discount)	\$4.64	\$4.64	\$4.84
Lifeline - Flat Account Charge (per month)	\$4.86	\$4.86	\$4.63


We attest that the FY2024
Water & Sewer rates listed
on this sheet are accurate.


Jay Marcotte
DPW Director


Michael A. Santoro
Assistant DPW Director

Sewer Rates	FY2022	FY2023* Current	FY2024
<u>Equivalent Meters Charge (per month)</u>			
5/8 " (Most Residential)	\$6.08	\$6.08	\$6.00
3/4 "	\$6.52	\$6.52	\$7.71
1 "	\$7.20	\$7.20	\$11.05
1.5 "	\$9.47	\$9.47	\$19.66
2 "	\$10.80	\$10.80	\$29.32
3 "	\$11.58	\$11.58	\$50.70
4 "	\$20.36	\$20.36	\$85.02
6 "	\$28.05	\$28.05	\$163.79
8 "	\$37.93	\$37.93	\$258.64
<u>Volume Rates (per hcf)</u>			
Regular Rate	\$12.91	\$12.91	\$13.98
Lifeline Rate (30% Discount)	\$9.06	\$9.06	\$9.79
Lifeline - Flat Account Charge (per month)	\$4.25	\$4.25	\$4.20


Mark Mancuso
Water Manager


Judi Carmody
DPW Business Manager

Fireline Charges	FY2022	FY2023* Current	FY2024
<u>Equivalent Meters Charge (per year)</u>			
2 "	\$314.06	\$314.06	\$326.63
4 "	\$314.06	\$314.06	\$326.63
6 "	\$912.98	\$912.98	\$949.50
8 "	\$1,943.69	\$1,943.69	\$2,021.44
Hydrants (Private)	\$912.98	\$912.98	\$949.50
Hydrants (Town)	\$0.00	\$0.00	\$0.00

BMLD Entered New Rates


Verified by Mark Mancuso
Water Manager

Water 4% increase

Sewer 8% increase