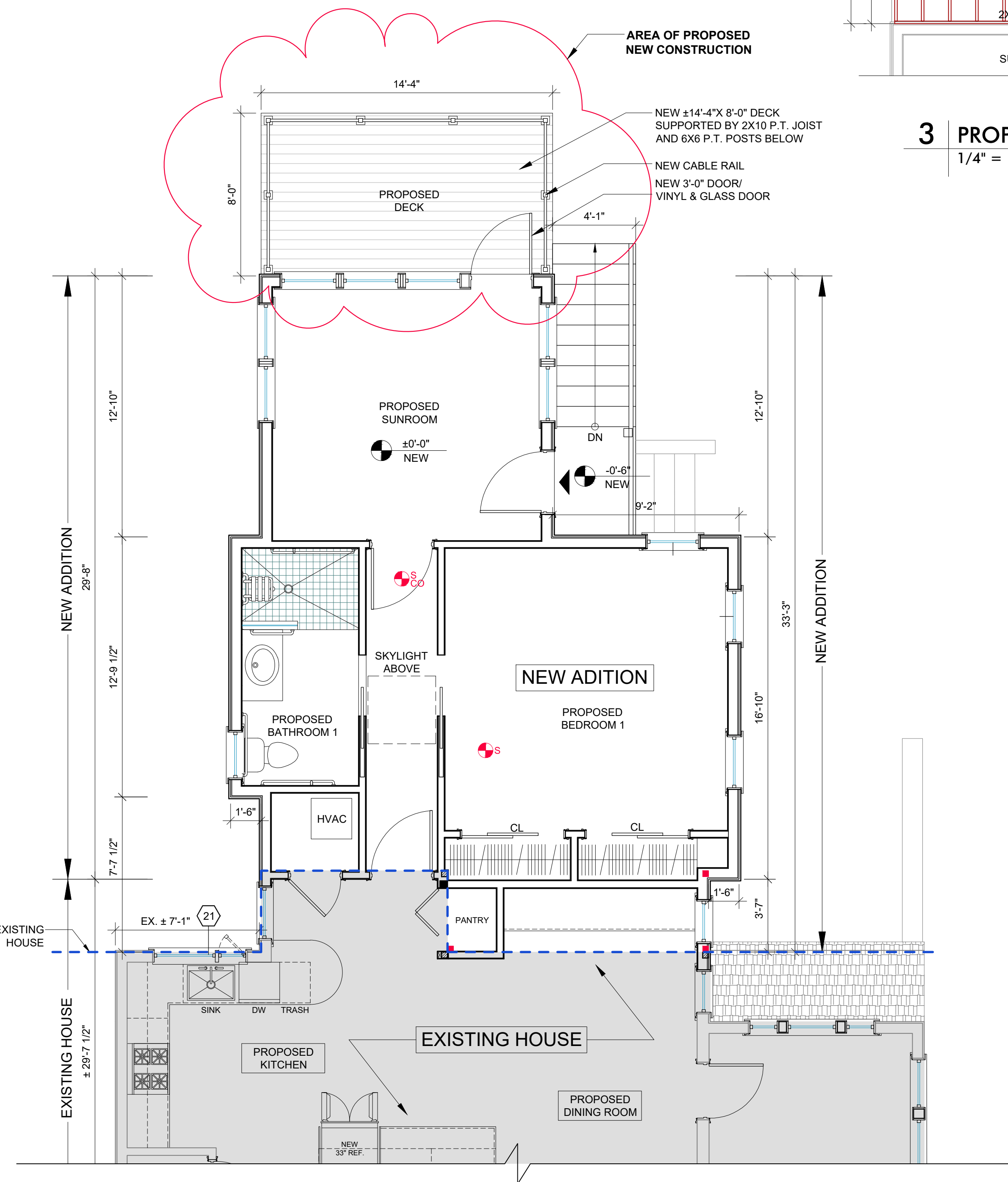
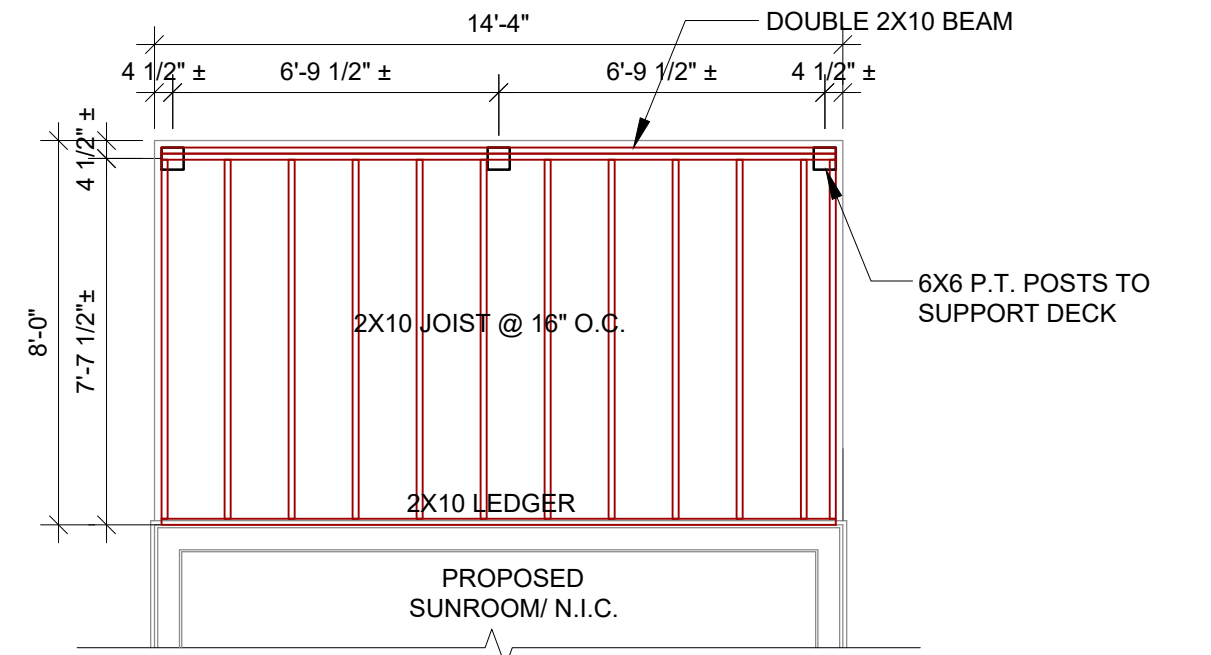



1 | PROPOSED DECK- BASEMENT LEVEL
1/4" = 1'-0"



2 | PROPOSED DECK- 1ST FLOOR PLAN
1/4" = 1'-0"



3 | PROPOSED DECK- FRAMING PLAN
1/4" = 1'-0"



© 2017 Douglas Okun & Associates, Inc.

OWNERSHIP AND USE OF DOCUMENTS / COMMON-LAW COPYRIGHT
Drawings and specifications as instruments of service are and shall remain the property of the Architect whether the Project for which they are made is executed or not. The Owner shall be permitted to retain copies, including reproducible copies, of Drawings. The Drawings, and all previous drawings used to develop the Drawings shall not be used by the owner for other projects, for additions to this Project, or for completion of this Project by others except by agreement in writing with appropriate compensation to the Architect. Submission or distribution to meet official regulatory requirements or for other purposes in connection with the Project is not to be construed as publication in derogation of the Architect's rights.

DOUGLAS OKUN & ASSOCIATES, INC.

156 Mount Auburn St. • Cambridge, MA 02138 • T: 617.491.4600 • E: doug@doassoc.com

NEW HOUSE ADDITION AT 236 PAYSON ROAD RESIDENCE

Title
PROPOSED DECK PLAN- ADDENDUM TO ORIGINAL PROJECT

236 PAYSON ROAD, BELMONT, MA 02478

Scale
1/4" = 1'-0"

Date
02.16.2021

Drawn
JN

Checked
DOKUN

Job no.
20012

Revisions
06.27.2022

Sheet no.

A-01

