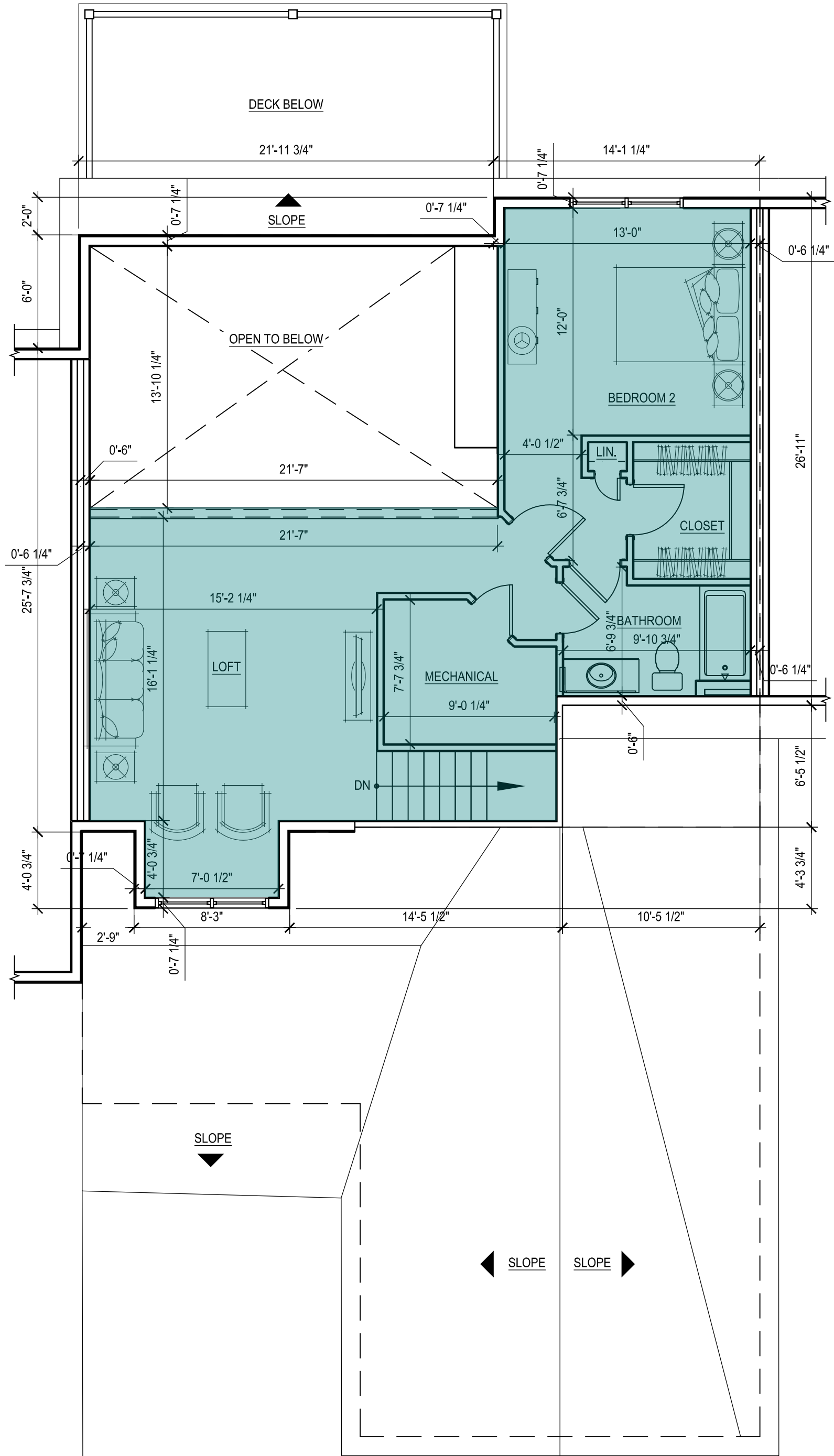
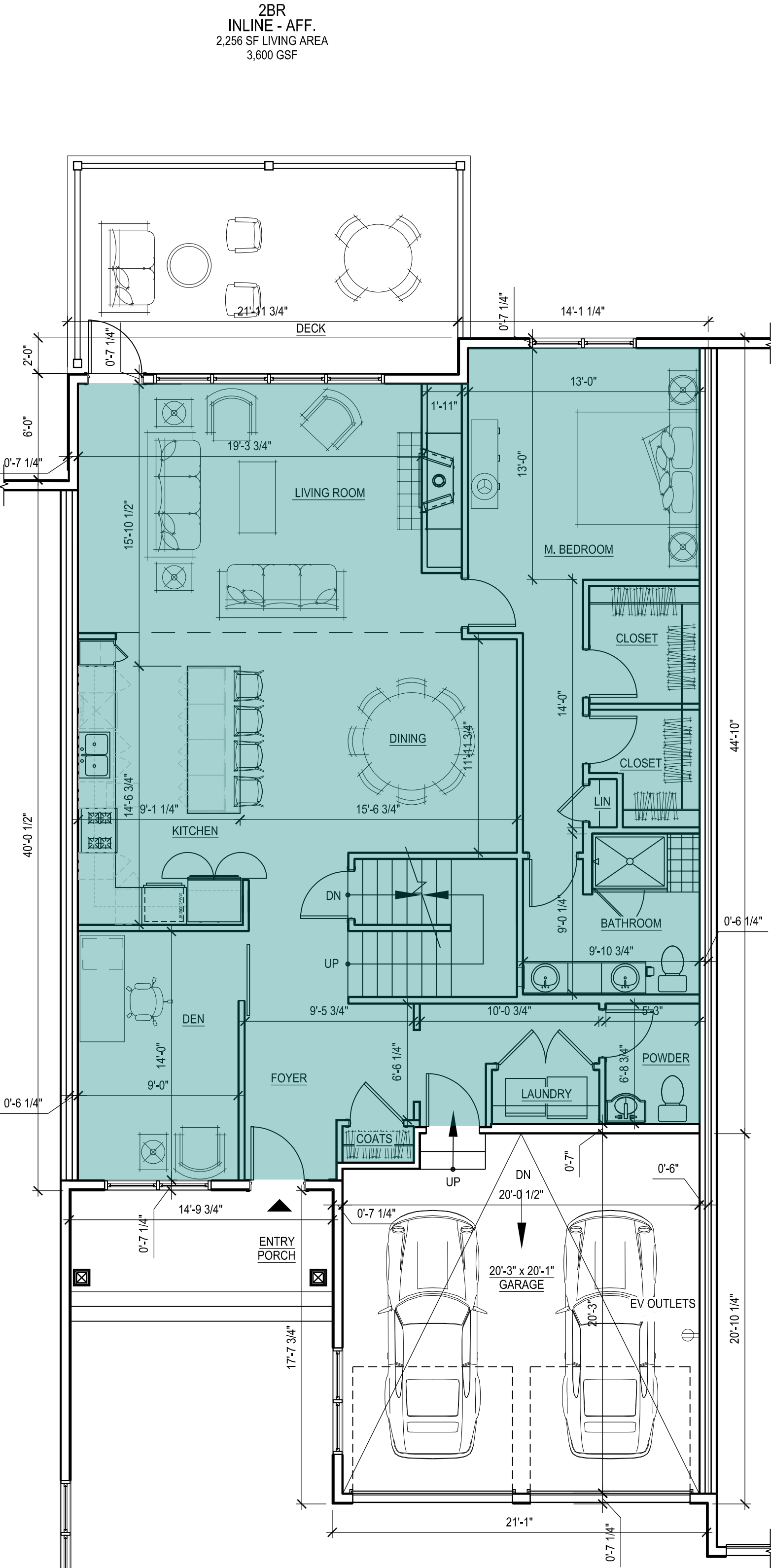


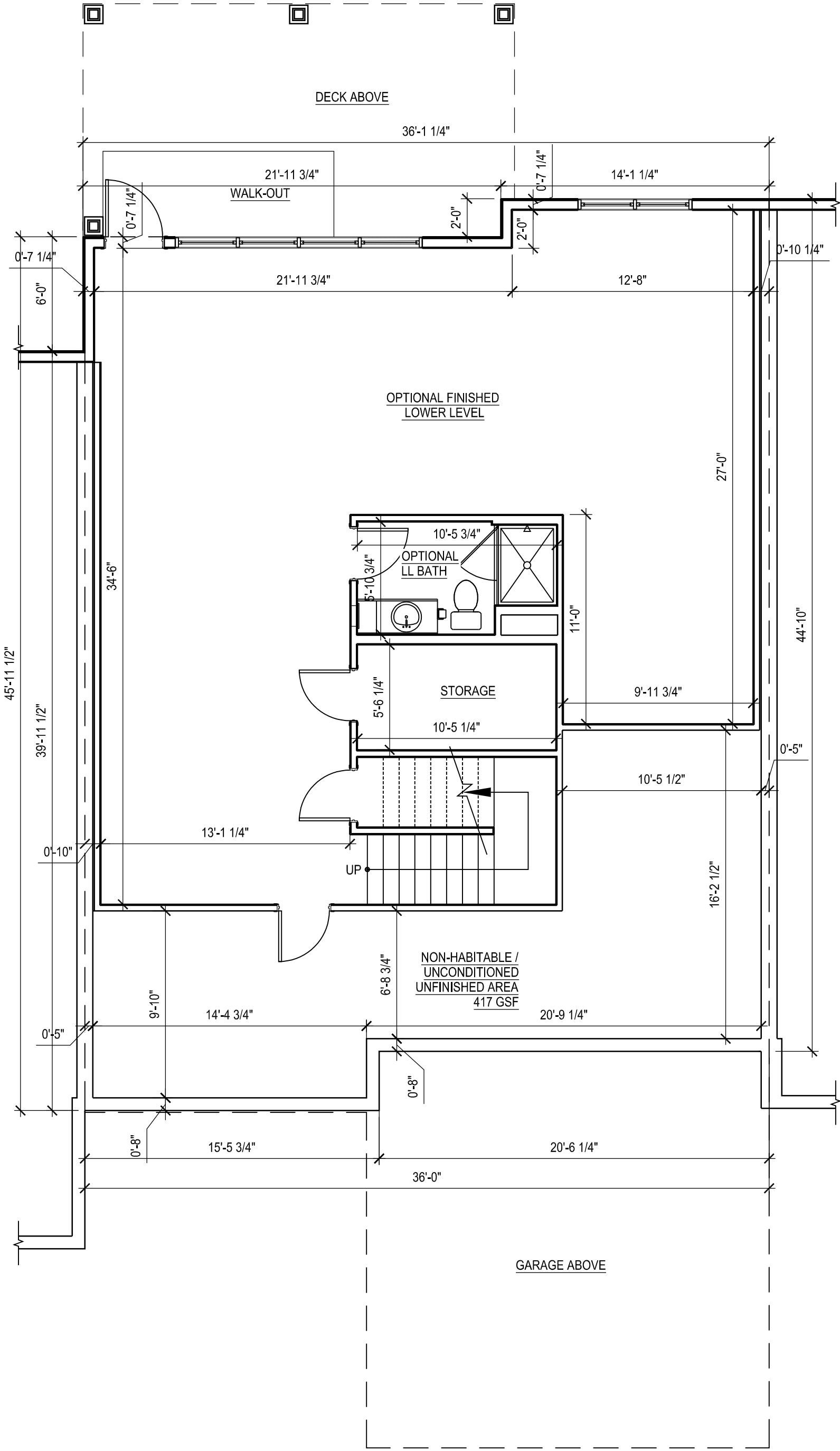
30 LOFT FLOOR PLAN
SCALE: 3/16" = 1'-0"



20 FIRST FLOOR PLAN
SCALE: 3/16" = 1'-0"



10 LOWER LEVEL PLAN
SCALE: 3/16" = 1'-0"



INDICATES PORTIONS OF DWELLING UNIT INCLUDED IN LIVING AREA TABULATION

Living Area - 2BR Inline Affordable	
Floor	Sq Footage
1st	1,539
2nd	717
Total	2,256

- NOTES:
- GROSS FLOOR AREA: GROSS FLOOR AREA IS INCLUSIVE OF ALL AREAS OF THE UNIT EXCEPT GARAGES, UNFINISHED ATTIC AREAS, EXTERIOR PORCH OR DECK AREAS, AND PORTIONS OF THE BASEMENT THAT ARE NON-HABITABLE, UNCONDITIONED AND UNFINISHED. REFER TO THE FLOOR PLANS FOR THE EXTENT OF THE NON-HABITABLE BASEMENT AREAS. GROSS FLOOR AREA IS MEASURED TO THE OUTSIDE FACE OF EXTERIOR WALLS.
 - LIVING AREA: LIVING AREA IS INCLUSIVE OF ALL AREAS OF THE UNIT EXCEPT ANY BASEMENT AREAS, GARAGES, UNFINISHED ATTIC AREAS, AND EXTERIOR PORCH OR DECK AREAS. LIVING AREA IS MEASURED TO THE INSIDE FACE OF EXTERIOR WALLS.

tat

© The Architectural Team, Inc.
50 Commandant's Way at Admiral's Hill
Chelsea MA 02150
O 617.889.4402
F 617.884.4329
architecturalteam.com

Consultant:

Revision:

- 07-20-2021
- 08-04-2021

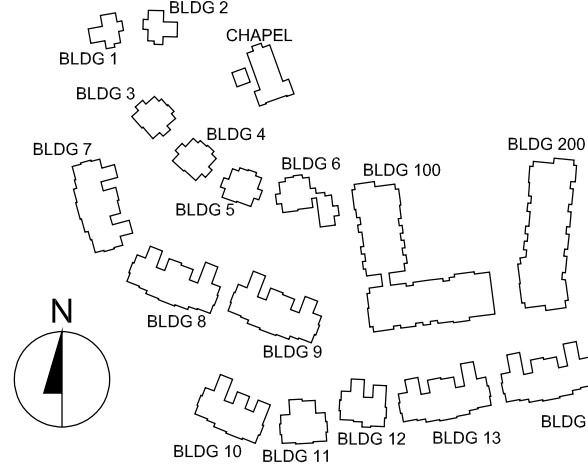
Architect of Record:

Drawn: N.B.

Checked: E.B. / Y.Y.

Scale: 3/16" = 1'-0"

Key Plan:



Project Name:

The Residences
at Bel Mont
Zone III
McLean District
Olmsted Drive, Belmont, MA

Sheet Name:

2 BR
Inline Affordable
Unit Plan
Living Area

Project Number:

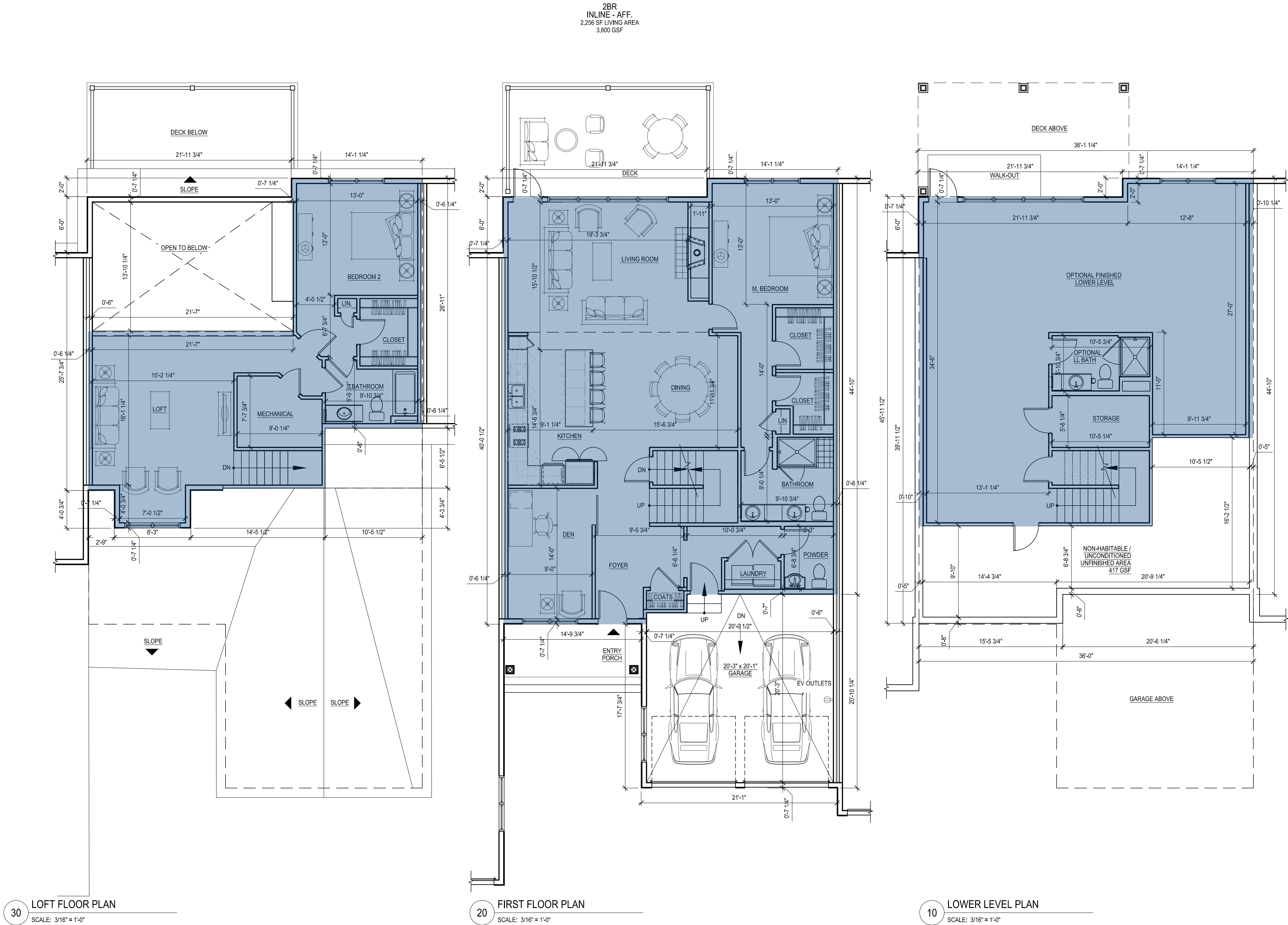
20073

Issue Date:

April 16, 2021

Sheet Number:

A2.01A



GSF - 2BR Inline Affordable	
Floor	Sq Footage
Lower Level	1,202
1st	1,629
2nd	769
Total	3,600

- NOTES:
- GROSS FLOOR AREA: GROSS FLOOR AREA IS INCLUSIVE OF ALL AREAS OF THE UNIT EXCEPT GARAGES, UNFINISHED ATTIC AREAS, EXTERIOR PORCH OR DECK AREAS, AND PORTIONS OF THE BASEMENT THAT ARE NON-HABITABLE, UNCONDITIONED AND UNFINISHED. REFER TO THE FLOOR PLANS FOR THE EXTENT OF THE NON-HABITABLE BASEMENT AREAS. GROSS FLOOR AREA IS MEASURED TO THE OUTSIDE FACE OF EXTERIOR WALLS.
 - LIVING AREA: LIVING AREA IS INCLUSIVE OF ALL AREAS OF THE UNIT EXCEPT ANY BASEMENT AREAS, GARAGES, UNFINISHED ATTIC AREAS, AND EXTERIOR PORCH OR DECK AREAS. LIVING AREA IS MEASURED TO THE INSIDE FACE OF EXTERIOR WALLS.

tat

© The Architectural Team, Inc.
50 Commandant's Way at Admiral's Hill
Chelsea MA 02150
O 617.889.4402
F 617.884.4329
architecturalteam.com

Consultant:

Revision:

- 07-20-2021
- 08-04-2021

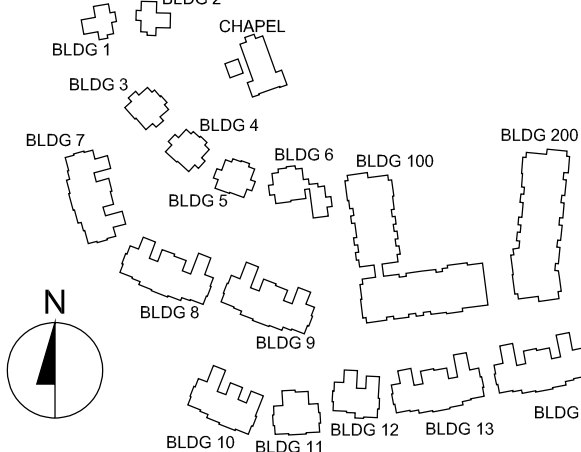
Architect of Record:

Drawn: N.B.

Checked: E.B. / Y.Y.

Scale: 3/16" = 1'-0"

Key Plan:



Project Name:

The Residences
at Bel Mont
Zone III
McLean District
Olmsted Drive, Belmont, MA

Sheet Name:

2 BR
Inline Affordable
Unit Plan
Gross Floor Area

Project Number:

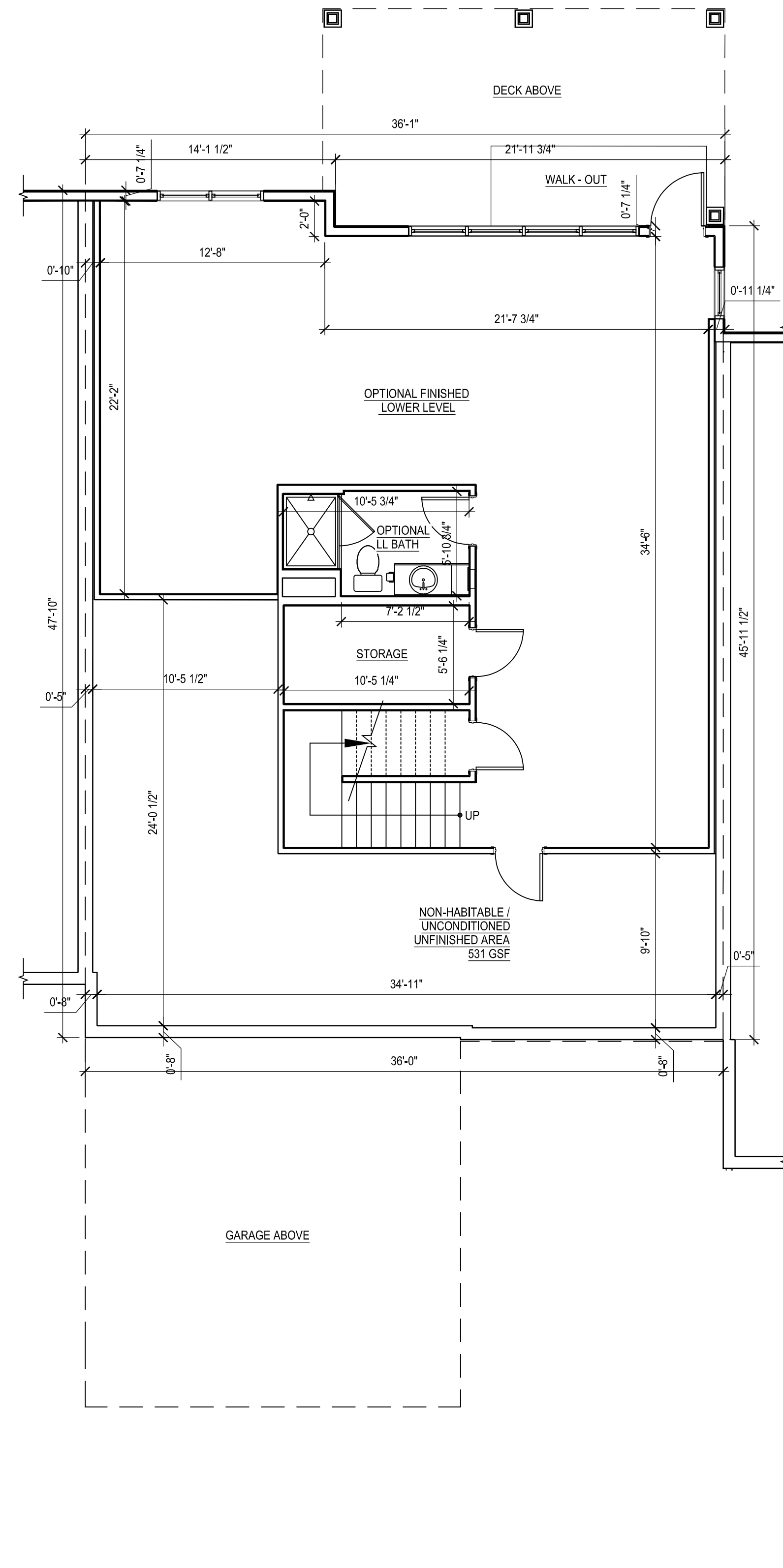
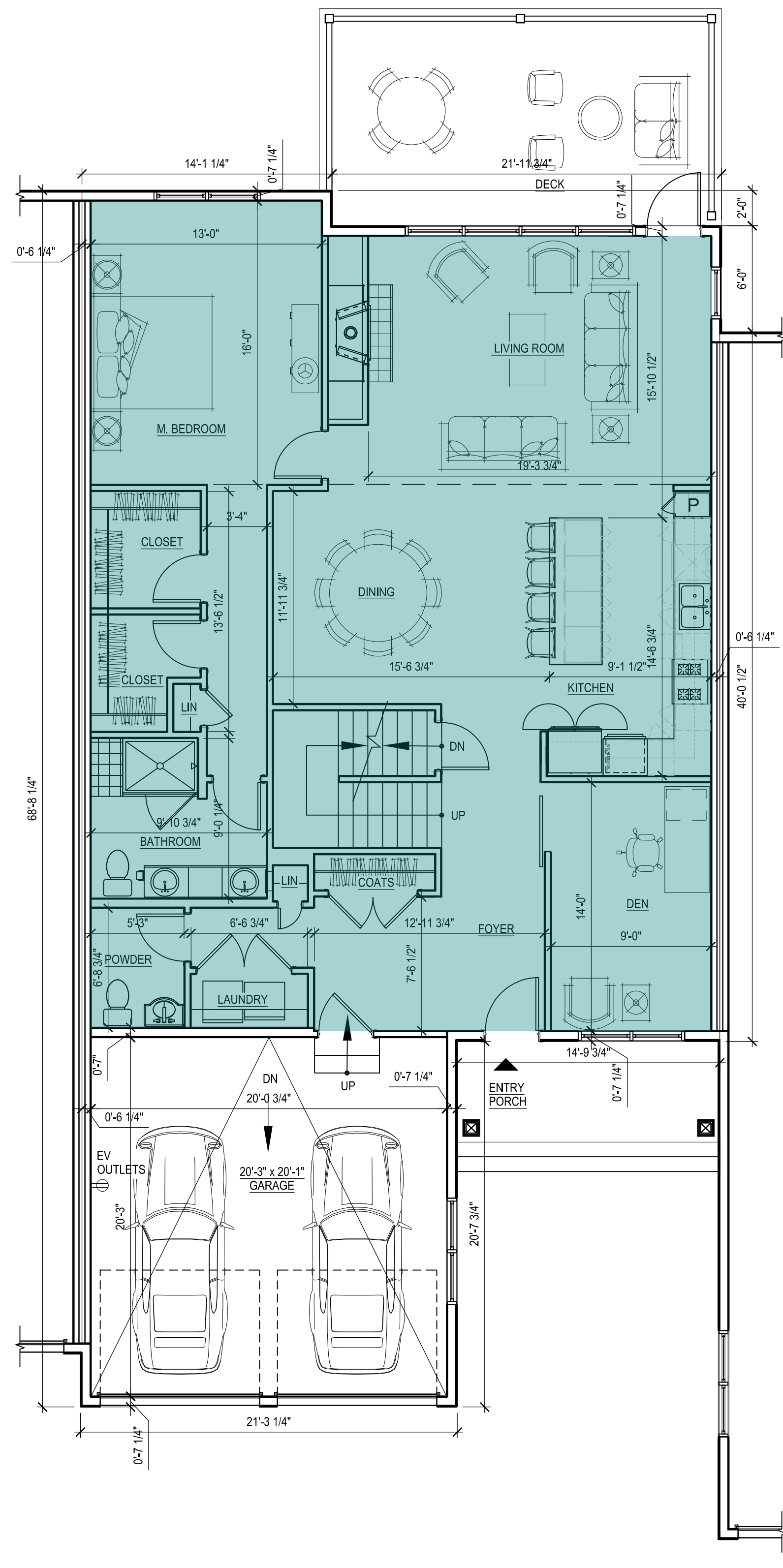
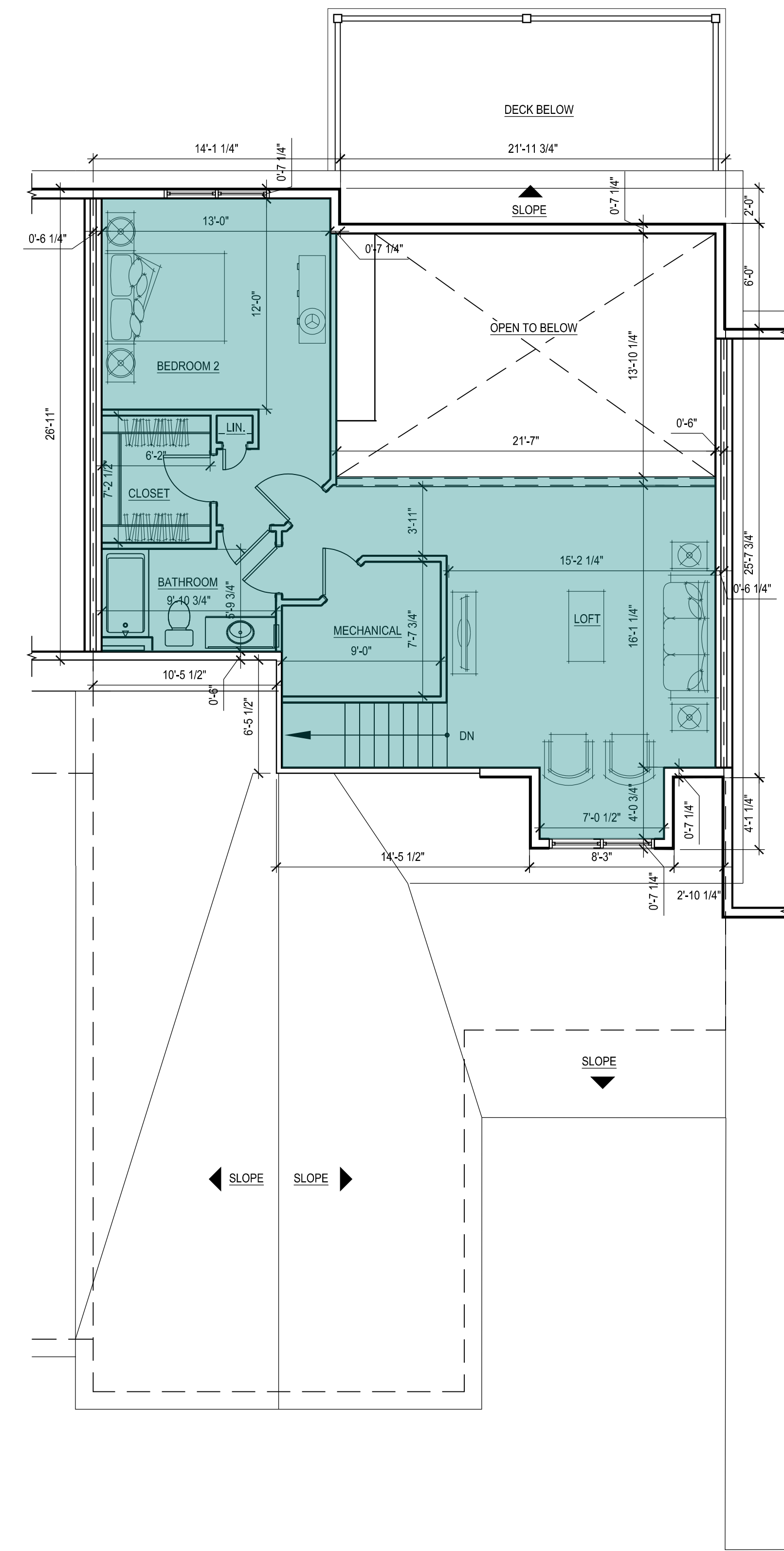
20073

Issue Date:

April 16, 2021

Sheet Number:

A2.01B



INDICATES PORTIONS OF DWELLING UNIT INCLUDED IN LIVING AREA TABULATION

Living Area - 2BR Inline	
Floor	Sq Footage
1st	1,592
2nd	717
Total	2,309

- NOTES:
- GROSS FLOOR AREA: GROSS FLOOR AREA IS INCLUSIVE OF ALL AREAS OF THE UNIT EXCEPT GARAGES, UNFINISHED ATTIC AREAS, EXTERIOR PORCH OR DECK AREAS, AND PORTIONS OF THE BASEMENT THAT ARE NON-HABITABLE, UNCONDITIONED AND UNFINISHED. REFER TO THE FLOOR PLANS FOR THE EXTENT OF THE NON-HABITABLE BASEMENT AREAS. GROSS FLOOR AREA IS MEASURED TO THE OUTSIDE FACE OF EXTERIOR WALLS.
 - LIVING AREA: LIVING AREA IS INCLUSIVE OF ALL AREAS OF THE UNIT EXCEPT ANY BASEMENT AREAS, GARAGES, UNFINISHED ATTIC AREAS, AND EXTERIOR PORCH OR DECK AREAS. LIVING AREA IS MEASURED TO THE INSIDE FACE OF EXTERIOR WALLS.

tat

© The Architectural Team, Inc.
50 Commandant's Way at Admiral's Hill
Chelsea MA 02150
O 617.889.4402
F 617.884.4329
architecturalteam.com

Consultant:

Revision:

- 07-20-2021
- 08-04-2021

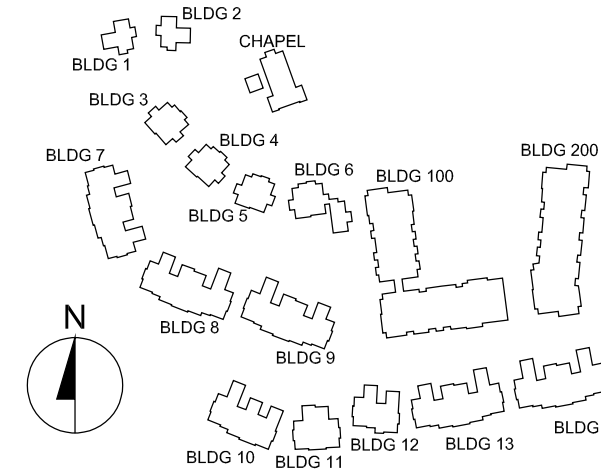
Architect of Record:

Drawn: N.B.

Checked: E.B. / Y.Y.

Scale: 3/16" = 1'-0"

Key Plan:



Project Name:

The Residences
at Bel Mont
Zone III
McLean District
Olmsted Drive, Belmont, MA

Sheet Name:

2 BR
Inline
Unit Plan
Living Area

Project Number:

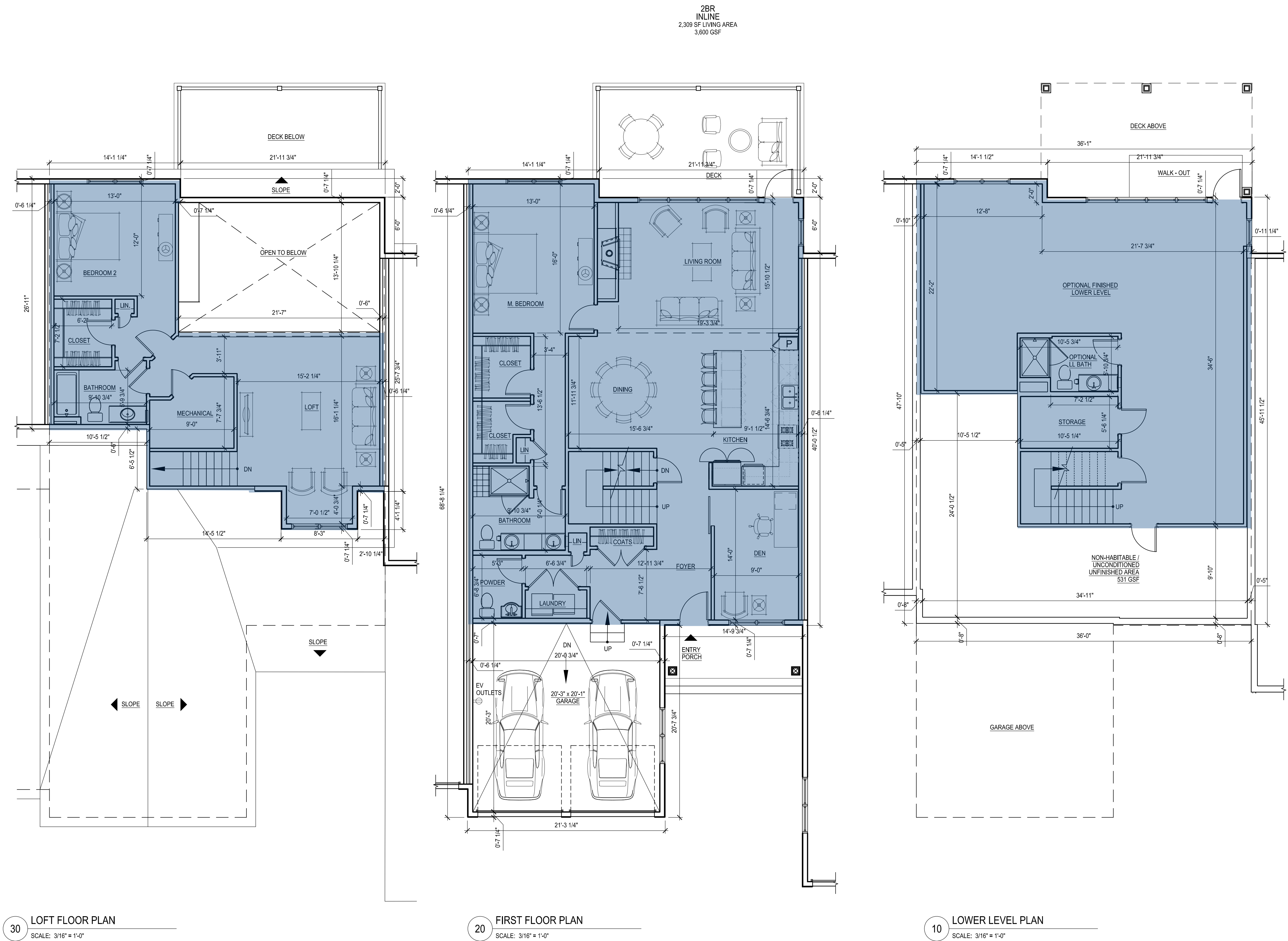
20073

Issue Date:

April 16, 2021

Sheet Number:

A2.02A



GFA - 2BR Inline	
Floor	Sq Footage
Lower Level	1,149
1st	1,682
2nd	769
Total	3,600

- NOTES:
- GROSS FLOOR AREA: GROSS FLOOR AREA IS INCLUSIVE OF ALL AREAS OF THE UNIT EXCEPT GARAGES, UNFINISHED ATTIC AREAS, EXTERIOR PORCH OR DECK AREAS, AND PORTIONS OF THE BASEMENT THAT ARE NON-HABITABLE, UNCONDITIONED AND UNFINISHED. REFER TO THE FLOOR PLANS FOR THE EXTENT OF THE NON-HABITABLE BASEMENT AREAS. GROSS FLOOR AREA IS MEASURED TO THE OUTSIDE FACE OF EXTERIOR WALLS.
 - LIVING AREA: LIVING AREA IS INCLUSIVE OF ALL AREAS OF THE UNIT EXCEPT ANY BASEMENT AREAS, GARAGES, UNFINISHED ATTIC AREAS, AND EXTERIOR PORCH OR DECK AREAS. LIVING AREA IS MEASURED TO THE INSIDE FACE OF EXTERIOR WALLS.

tat

© The Architectural Team, Inc.
50 Commandant's Way at Admiral's Hill
Chelsea MA 02150
O 617.889.4402
F 617.884.4329
architecturalteam.com

Consultant:

Revision:

- 07-20-2021
- 08-04-2021

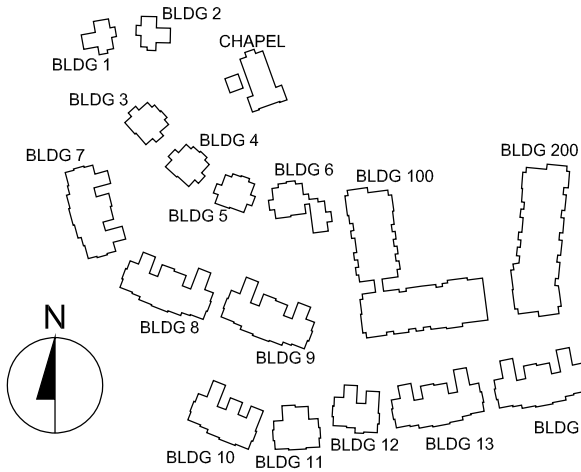
Architect of Record:

Drawn: N.B.

Checked: E.B. / Y.Y.

Scale: 3/16" = 1'-0"

Key Plan:



Project Name:

The Residences
at Bel Mont
Zone III
McLean District
Olmsted Drive, Belmont, MA

Sheet Name:

2 BR
Inline
Unit Plan
Gross Floor Area

Project Number:

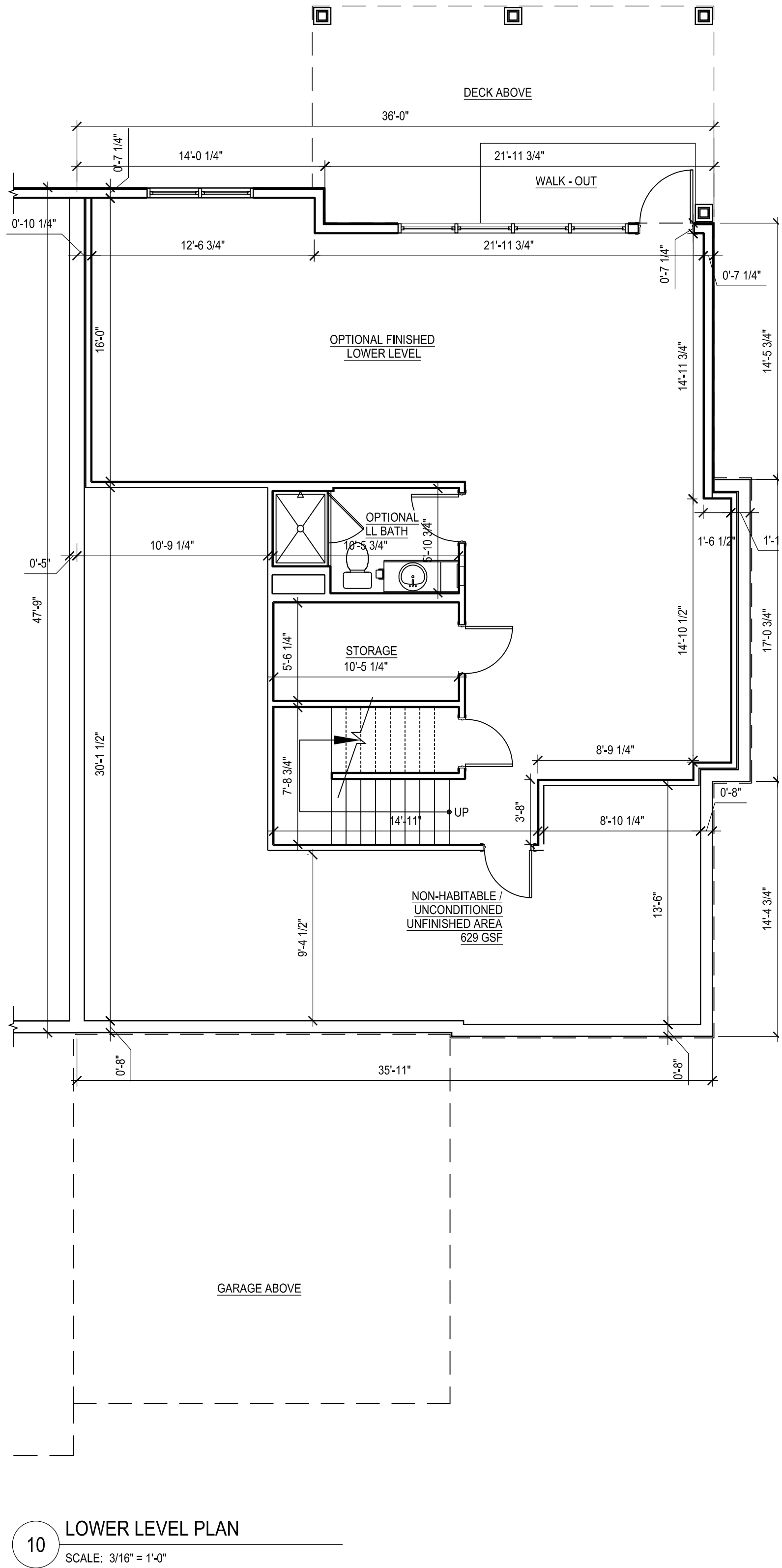
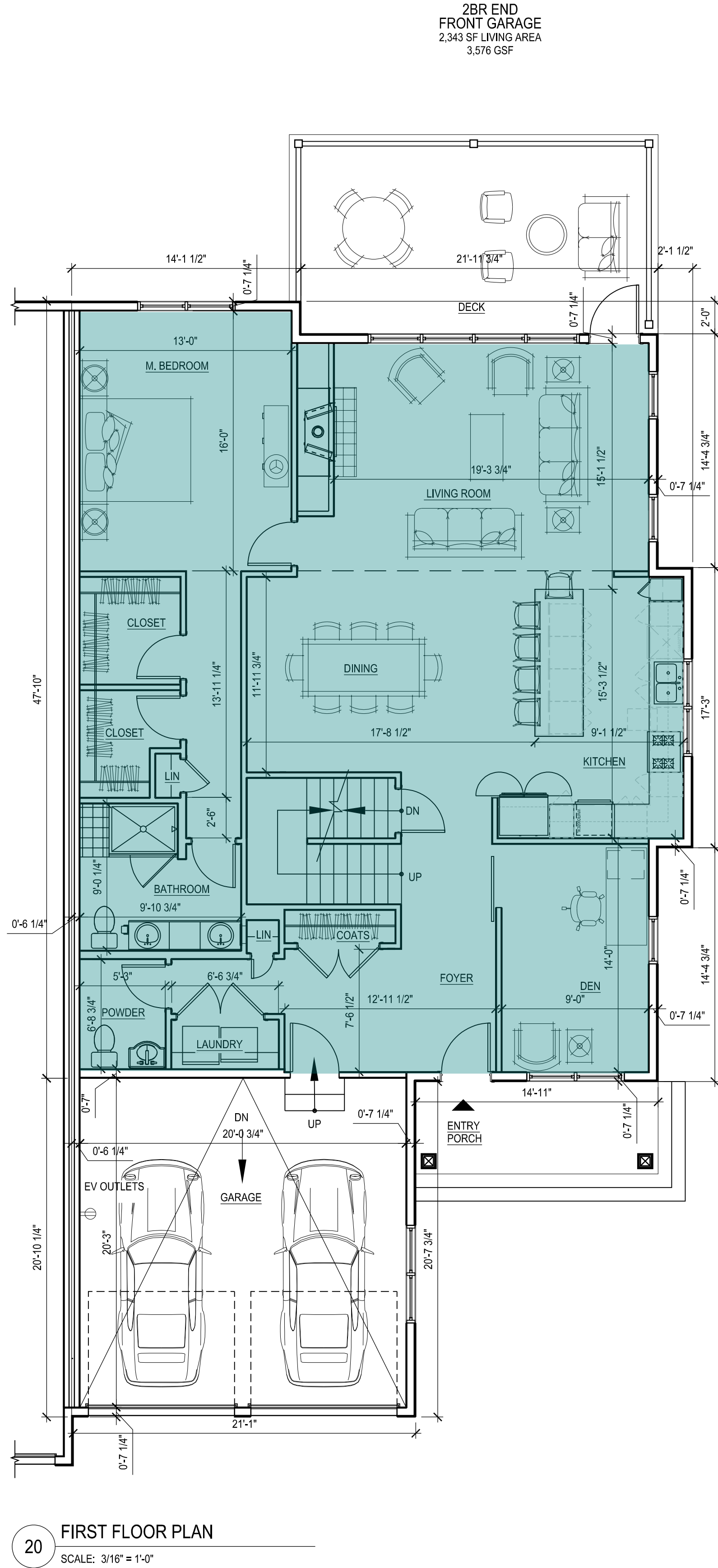
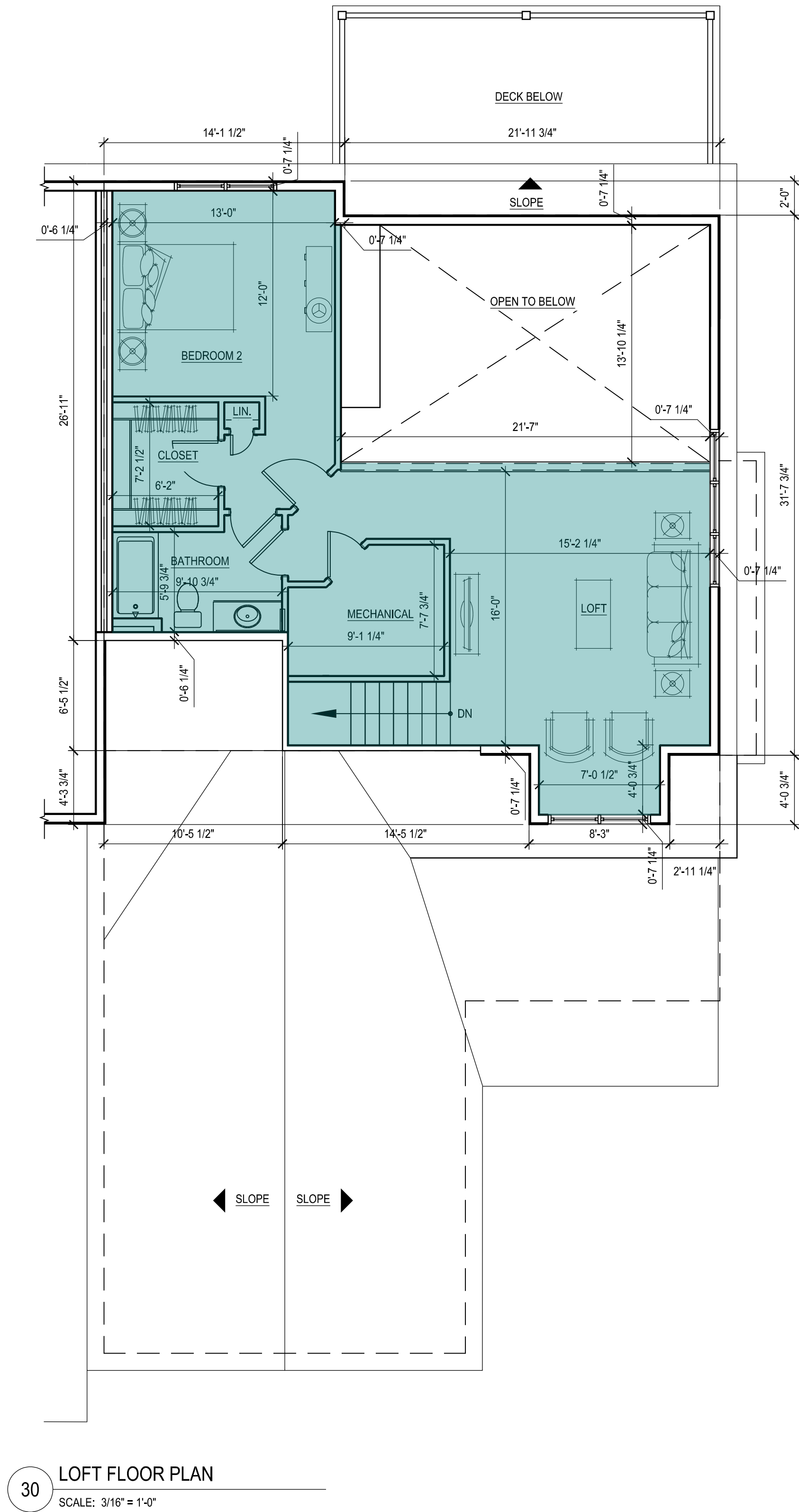
20073

Issue Date:

April 16, 2021

Sheet Number:

A2.02B



Living Area - 2BR End - Front Garage	
Floor	Sq Footage
1st	1,626
2nd	717
Total	2,343

- NOTES:
- GROSS FLOOR AREA: GROSS FLOOR AREA IS INCLUSIVE OF ALL AREAS OF THE UNIT EXCEPT GARAGES, UNFINISHED ATTIC AREAS, EXTERIOR PORCH OR DECK AREAS, AND PORTIONS OF THE BASEMENT THAT ARE NON-HABITABLE, UNCONDITIONED AND UNFINISHED. REFER TO THE FLOOR PLANS FOR THE EXTENT OF THE NON-HABITABLE BASEMENT AREAS. GROSS FLOOR AREA IS MEASURED TO THE OUTSIDE FACE OF EXTERIOR WALLS.
 - LIVING AREA: LIVING AREA IS INCLUSIVE OF ALL AREAS OF THE UNIT EXCEPT ANY BASEMENT AREAS, GARAGES, UNFINISHED ATTIC AREAS, AND EXTERIOR PORCH OR DECK AREAS. LIVING AREA IS MEASURED TO THE INSIDE FACE OF EXTERIOR WALLS.

tat

© The Architectural Team, Inc.
50 Commandant's Way at Admiral's Hill
Chelsea MA 02150
O 617.889.4402
F 617.884.4329
architecturalteam.com

Consultant:

Revision:

- | | |
|---|------------|
| 1 | 07-20-2021 |
| 2 | 08-04-2021 |

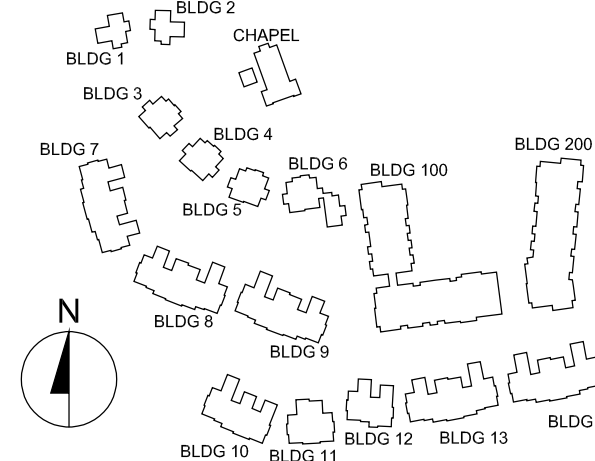
Architect of Record:

Drawn: N.B.

Checked: E.B. / Y.Y.

Scale: 3/16" = 1'-0"

Key Plan:



Project Name:

**The Residences
at Bel Mont
Zone III
McLean District**
Olmsted Drive, Belmont, MA

Sheet Name:

**2 BR End
Front Entry Garage
Unit Plans
Living Area**

Project Number:

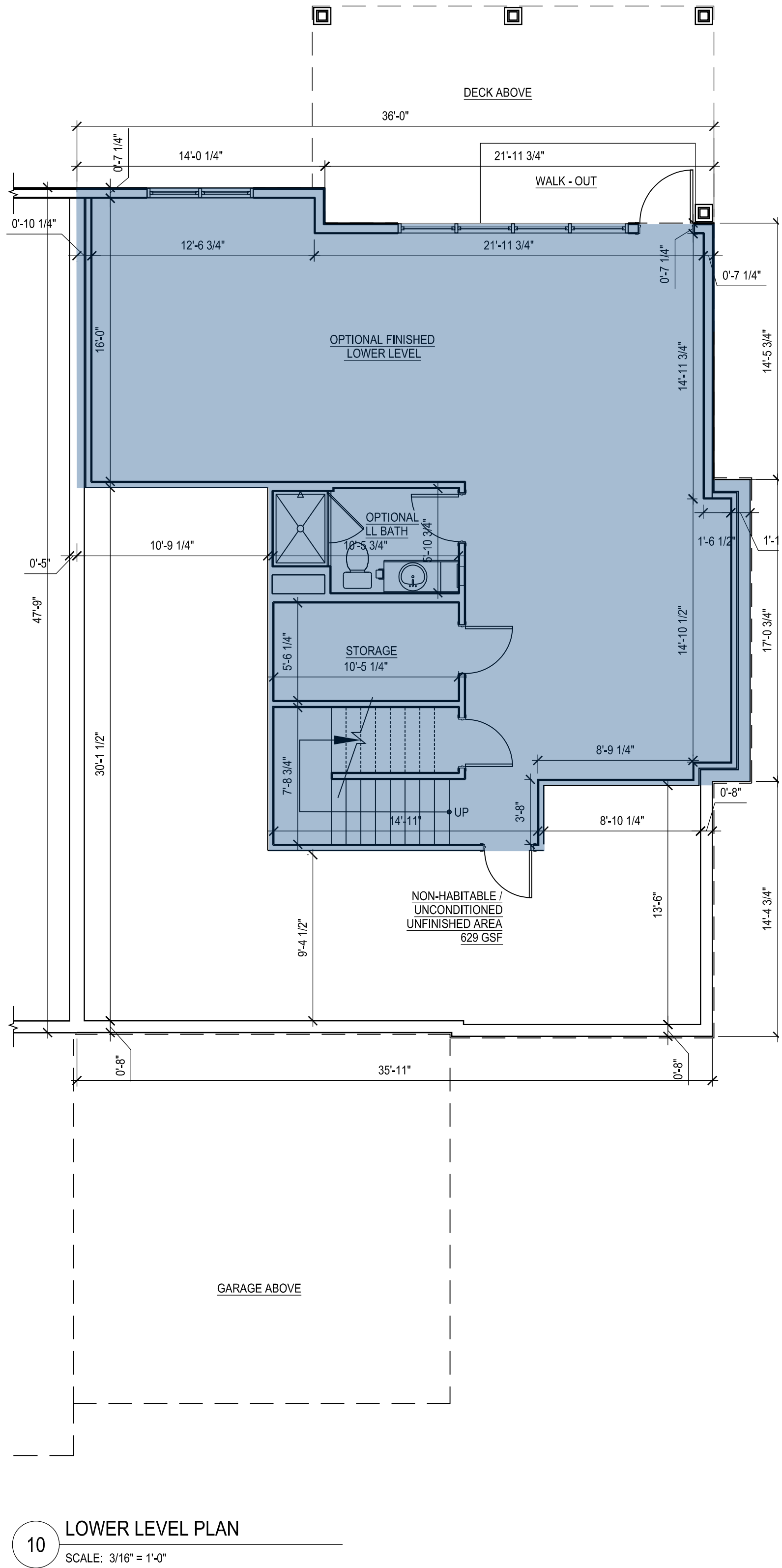
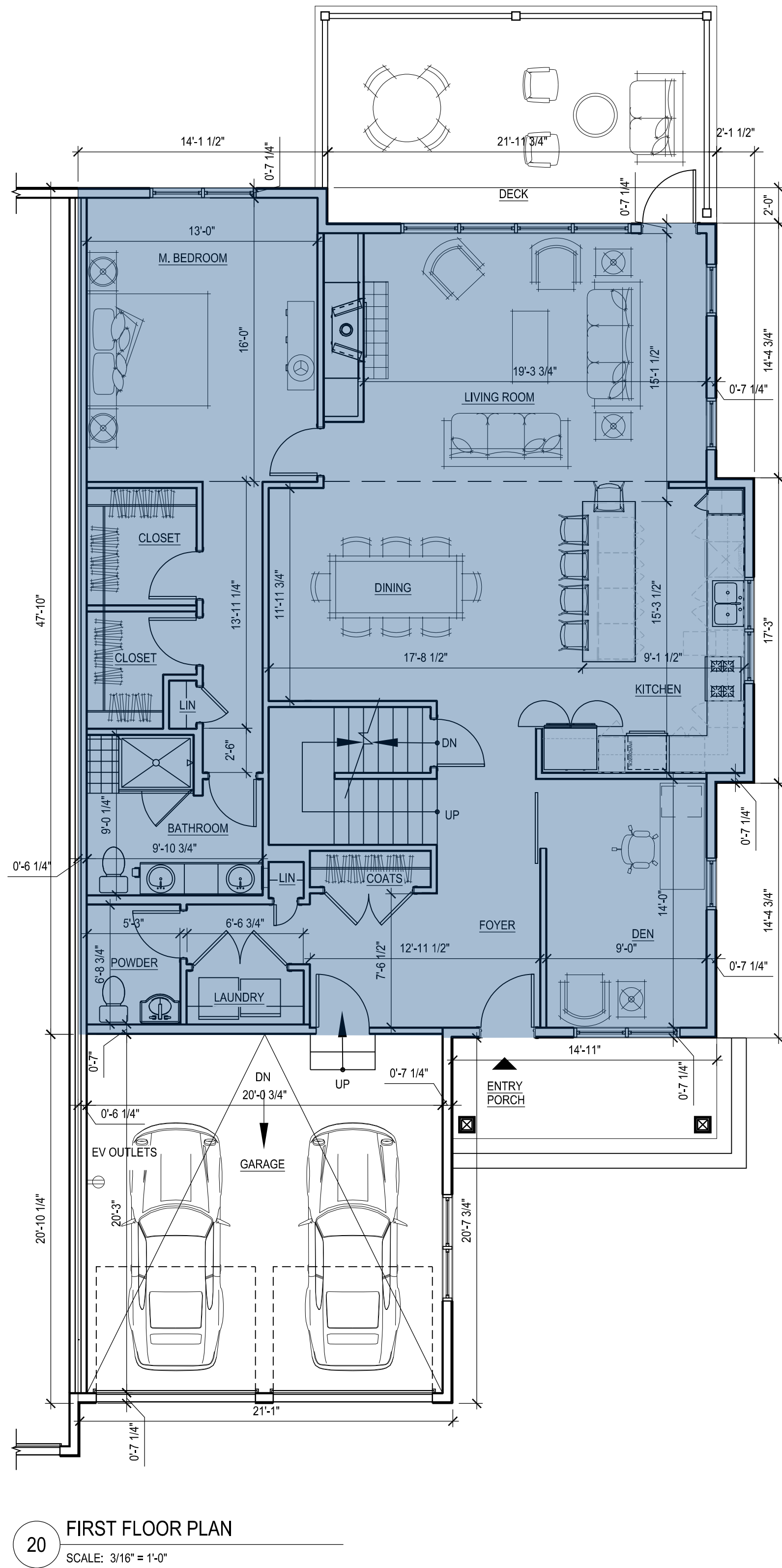
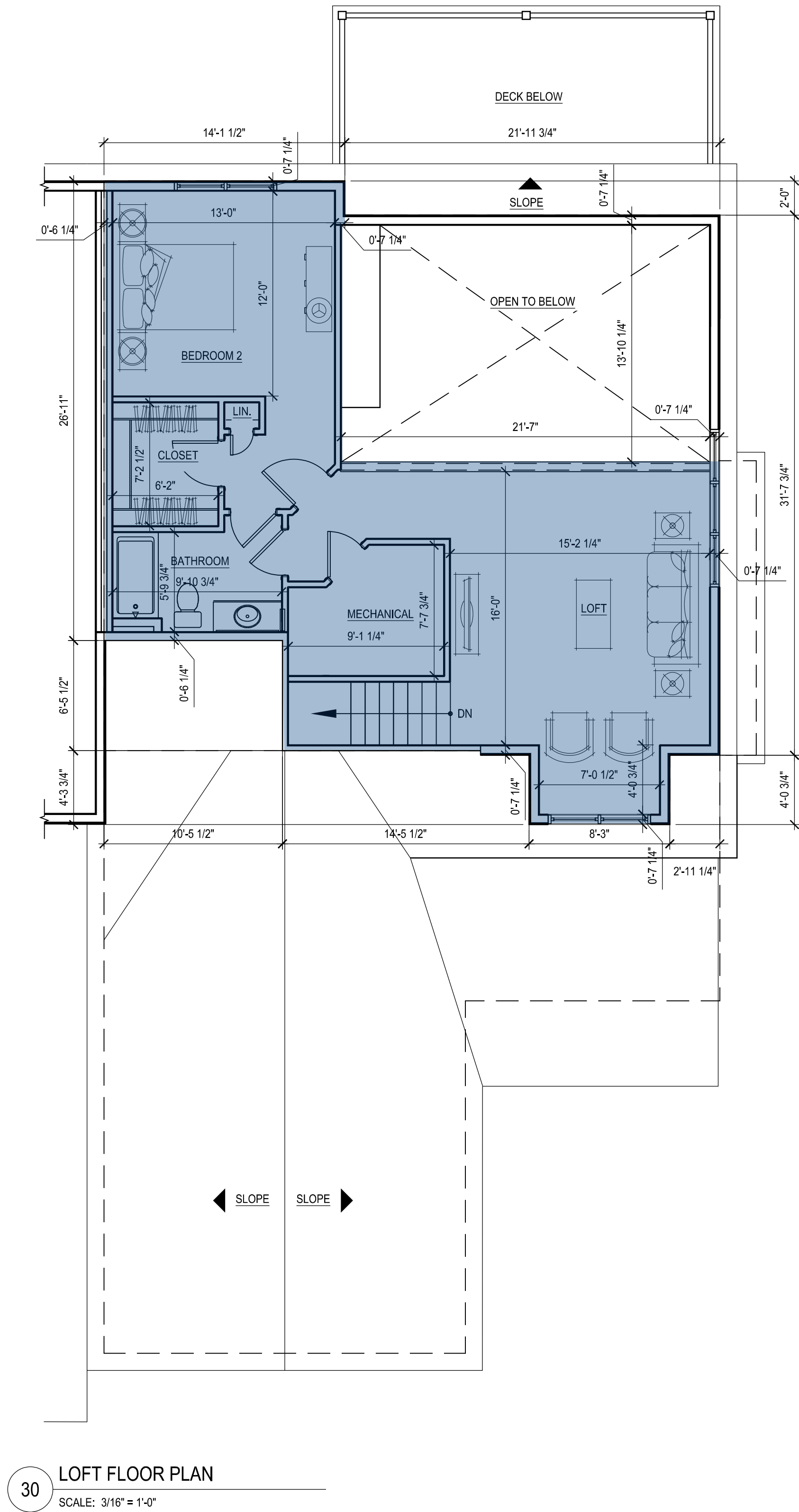
20073

Issue Date:

April 16, 2021

Sheet Number:

A2.03A



GFA - 2BR End - Front Garage	
Floor	Sq Footage
Lower Level	1,083
1st	1,723
2nd	770
Total	3,576

- NOTES:
- GROSS FLOOR AREA: GROSS FLOOR AREA IS INCLUSIVE OF ALL AREAS OF THE UNIT EXCEPT GARAGES, UNFINISHED ATTIC AREAS, EXTERIOR PORCH OR DECK AREAS, AND PORTIONS OF THE BASEMENT THAT ARE NON-HABITABLE, UNCONDITIONED AND UNFINISHED. REFER TO THE FLOOR PLANS FOR THE EXTENT OF THE NON-HABITABLE BASEMENT AREAS. GROSS FLOOR AREA IS MEASURED TO THE OUTSIDE FACE OF EXTERIOR WALLS.
 - LIVING AREA: LIVING AREA IS INCLUSIVE OF ALL AREAS OF THE UNIT EXCEPT ANY BASEMENT AREAS, GARAGES, UNFINISHED ATTIC AREAS, AND EXTERIOR PORCH OR DECK AREAS. LIVING AREA IS MEASURED TO THE INSIDE FACE OF EXTERIOR WALLS.

tat

© The Architectural Team, Inc.
50 Commandant's Way at Admiral's Hill
Chelsea MA 02150
O 617.889.4402
F 617.884.4329
architecturalteam.com

Consultant:

Revision:

- | | |
|---|------------|
| 1 | 07-20-2021 |
| 2 | 08-04-2021 |

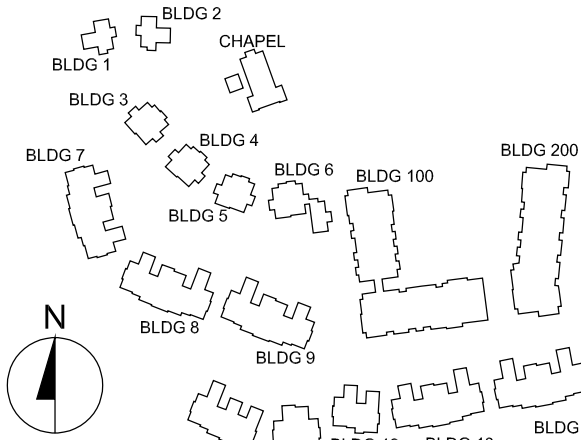
Architect of Record:

Drawn: N.B.

Checked: E.B. / Y.Y.

Scale: 3/16" = 1'-0"

Key Plan:



Project Name:

The Residences
at Bel Mont
Zone III
McLean District
Olmsted Drive, Belmont, MA

Sheet Name:

2 BR End
Front Entry Garage
Unit Plans
Gross Floor Area

Project Number:

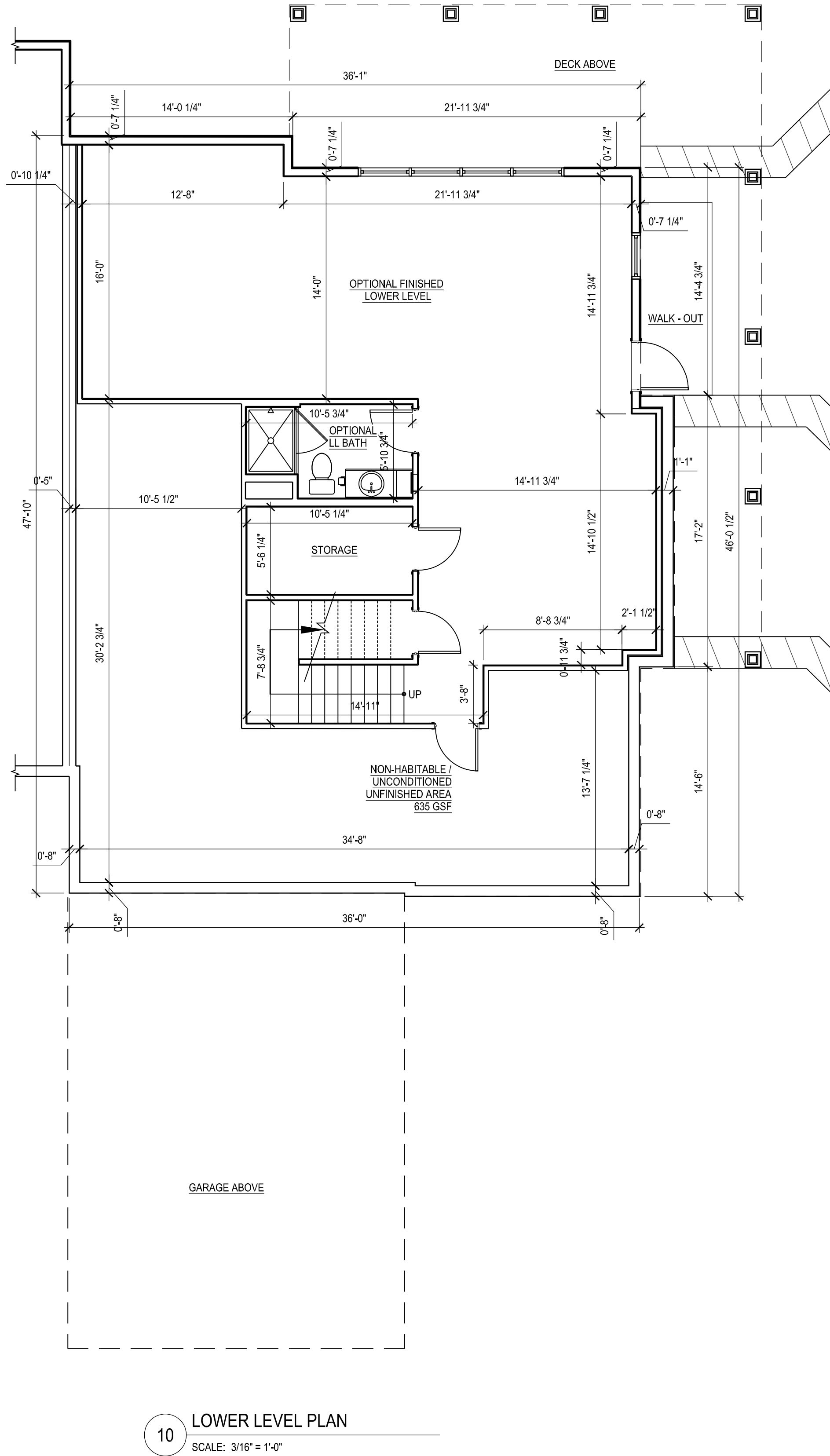
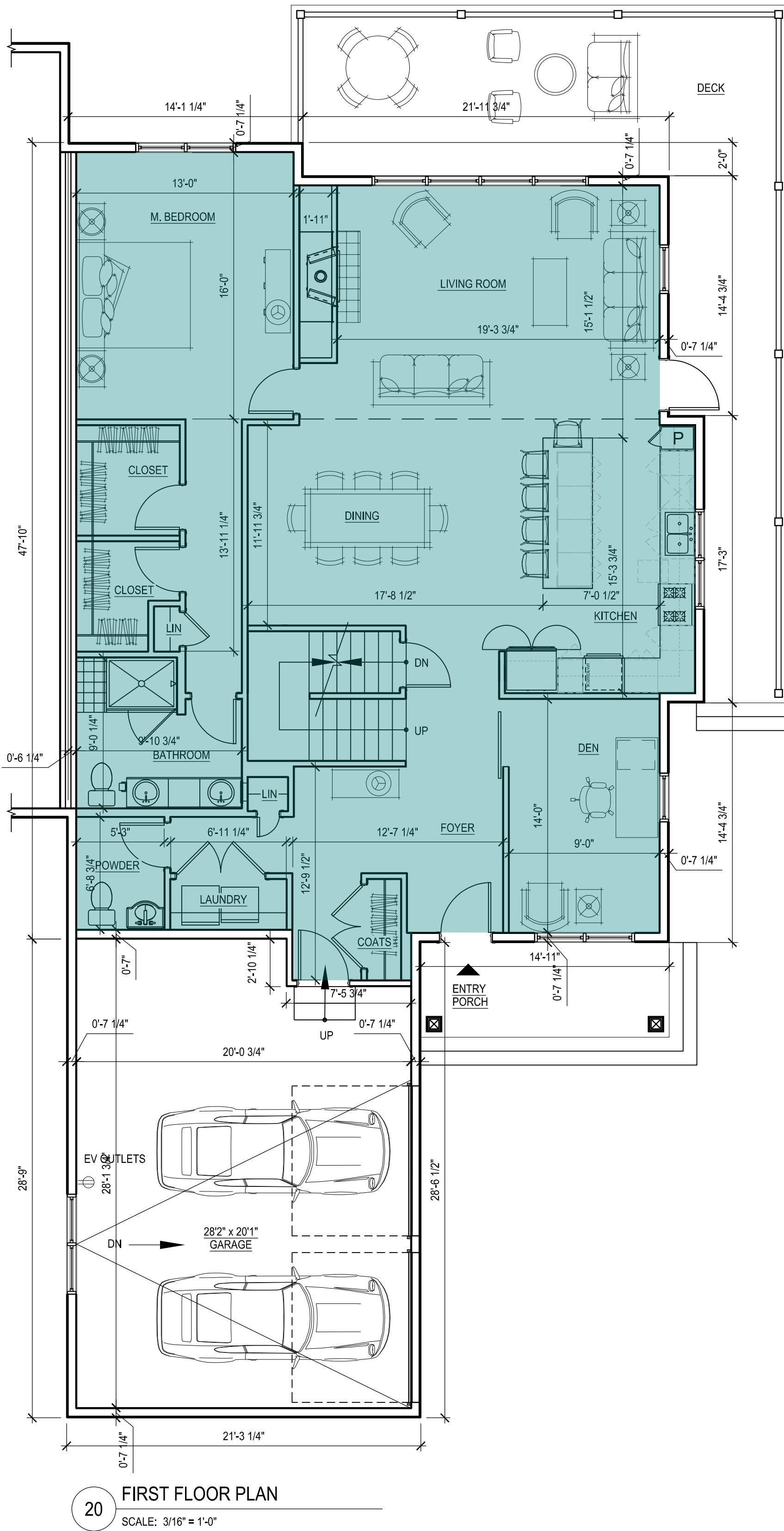
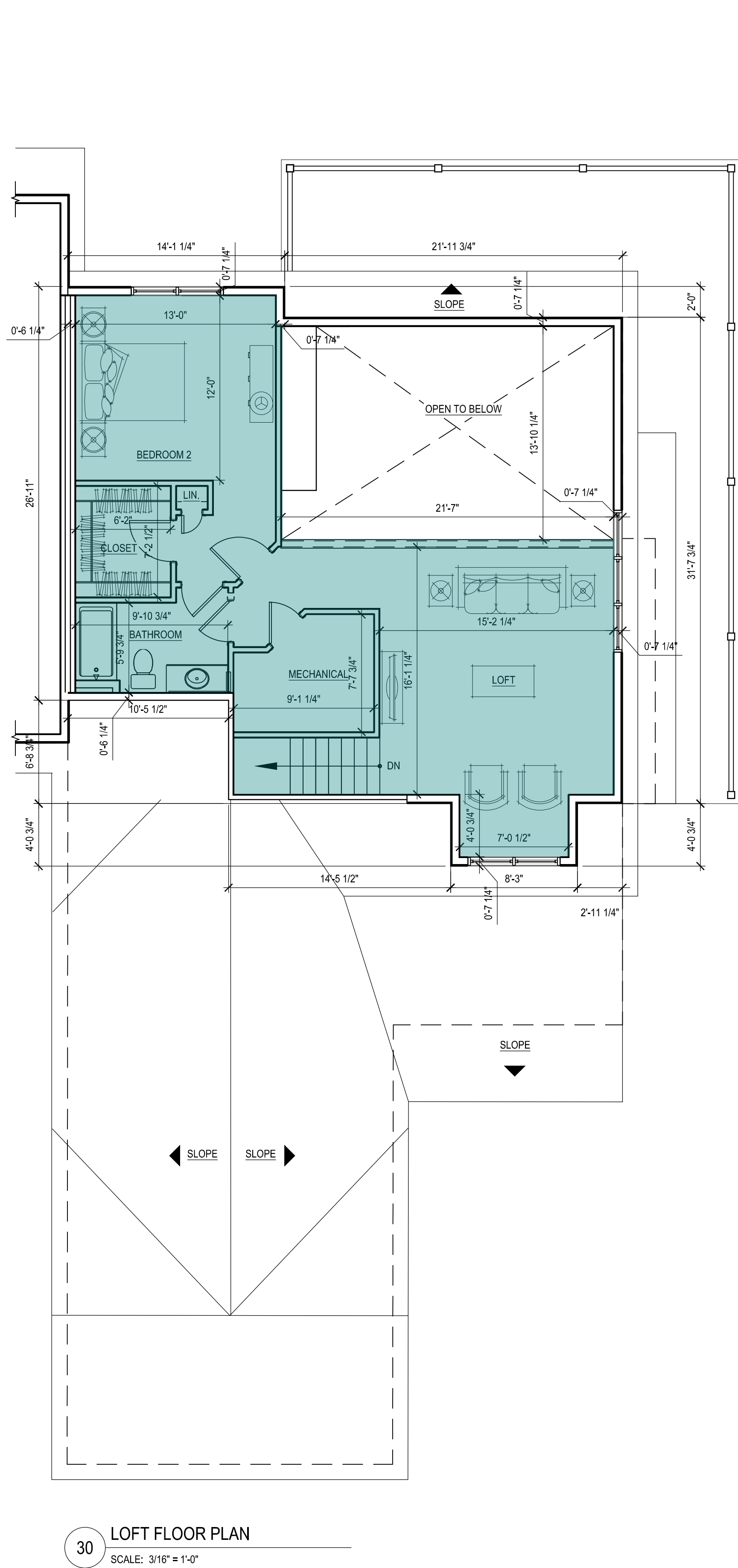
20073

Issue Date:

April 16, 2021

Sheet Number:

A2.03B



INDICATES PORTIONS OF DWELLING UNIT INCLUDED IN *LIVING AREA* TABULATION

Living Area - 2BR End - Side Garage	
Floor	Sq Footage
1st	1,646
2nd	717
Total	2,363

- NOTES:
- GROSS FLOOR AREA: GROSS FLOOR AREA IS INCLUSIVE OF ALL AREAS OF THE UNIT EXCEPT GARAGES, UNFINISHED ATTIC AREAS, EXTERIOR PORCH OR DECK AREAS, AND PORTIONS OF THE BASEMENT THAT ARE NON-HABITABLE, UNCONDITIONED AND UNFINISHED. REFER TO THE FLOOR PLANS FOR THE EXTENT OF THE NON-HABITABLE BASEMENT AREAS. GROSS FLOOR AREA IS MEASURED TO THE OUTSIDE FACE OF EXTERIOR WALLS.
 - LIVING AREA: LIVING AREA IS INCLUSIVE OF ALL AREAS OF THE UNIT EXCEPT ANY BASEMENT AREAS, GARAGES, UNFINISHED ATTIC AREAS, AND EXTERIOR PORCH OR DECK AREAS. LIVING AREA IS MEASURED TO THE INSIDE FACE OF EXTERIOR WALLS.

tat

© The Architectural Team, Inc.
50 Commandant's Way at Admiral's Hill
Chelsea MA 02150
O 617.889.4402
F 617.884.4329
architecturalteam.com

Consultant:

Revision:

- 07-20-2021
- 08-04-2021

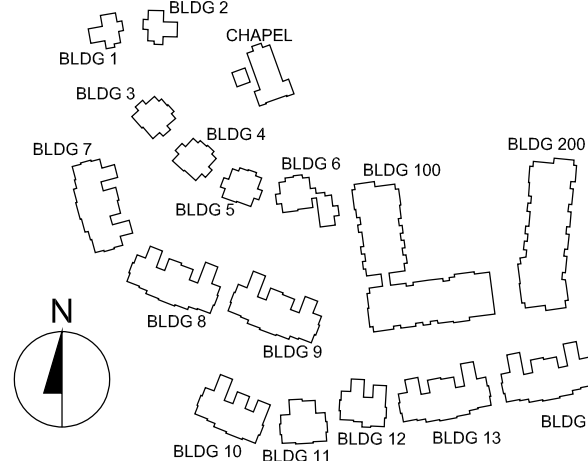
Architect of Record:

Drawn: N.B.

Checked: E.B. / Y.Y.

Scale: 3/16" = 1'-0"

Key Plan:



Project Name:

The Residences
at Bel Mont
Zone III
McLean District
Olmsted Drive, Belmont, MA

Sheet Name:

2 BR End
Side Entry Garage
Unit Plans
Living Area

Project Number:

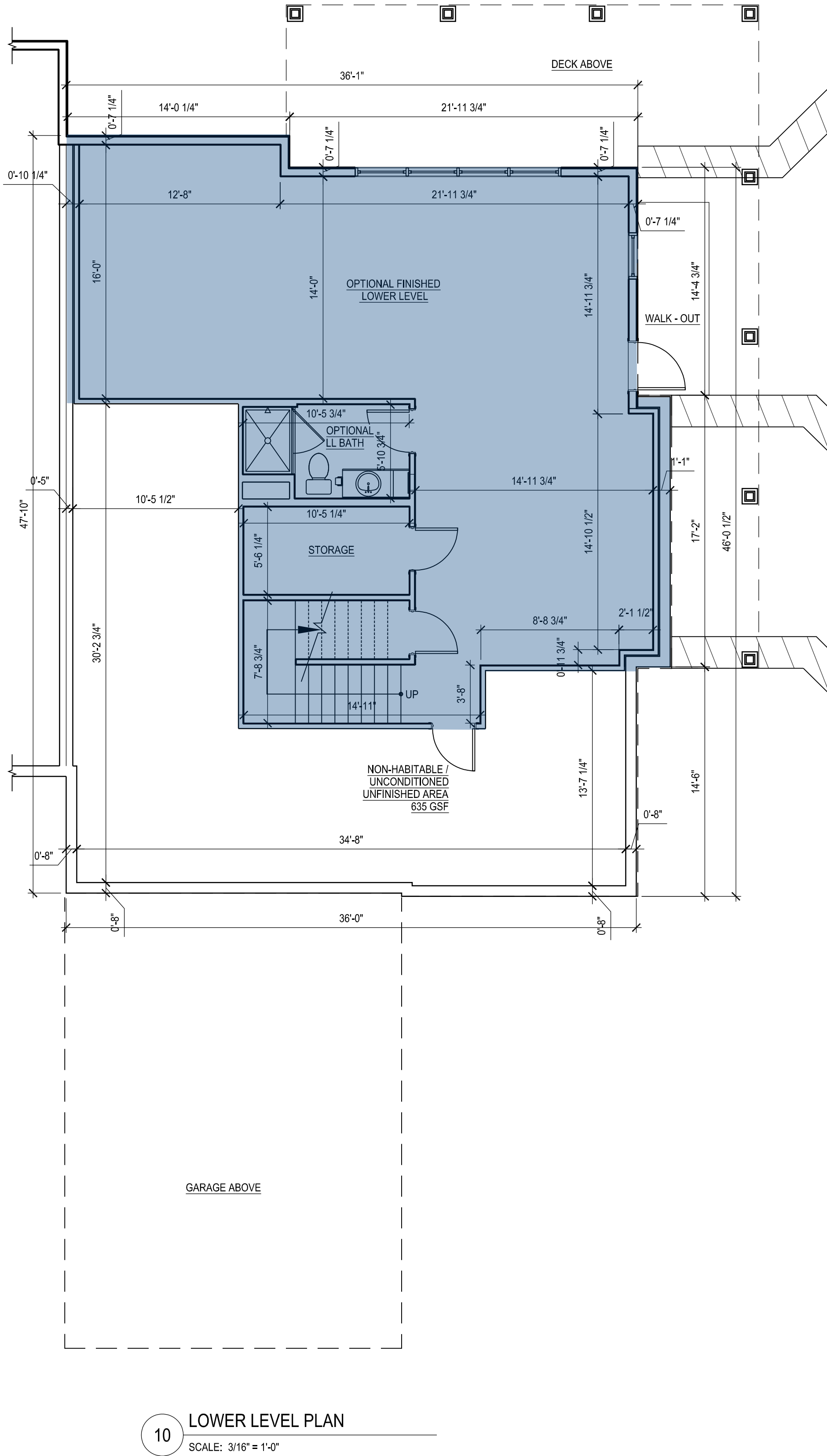
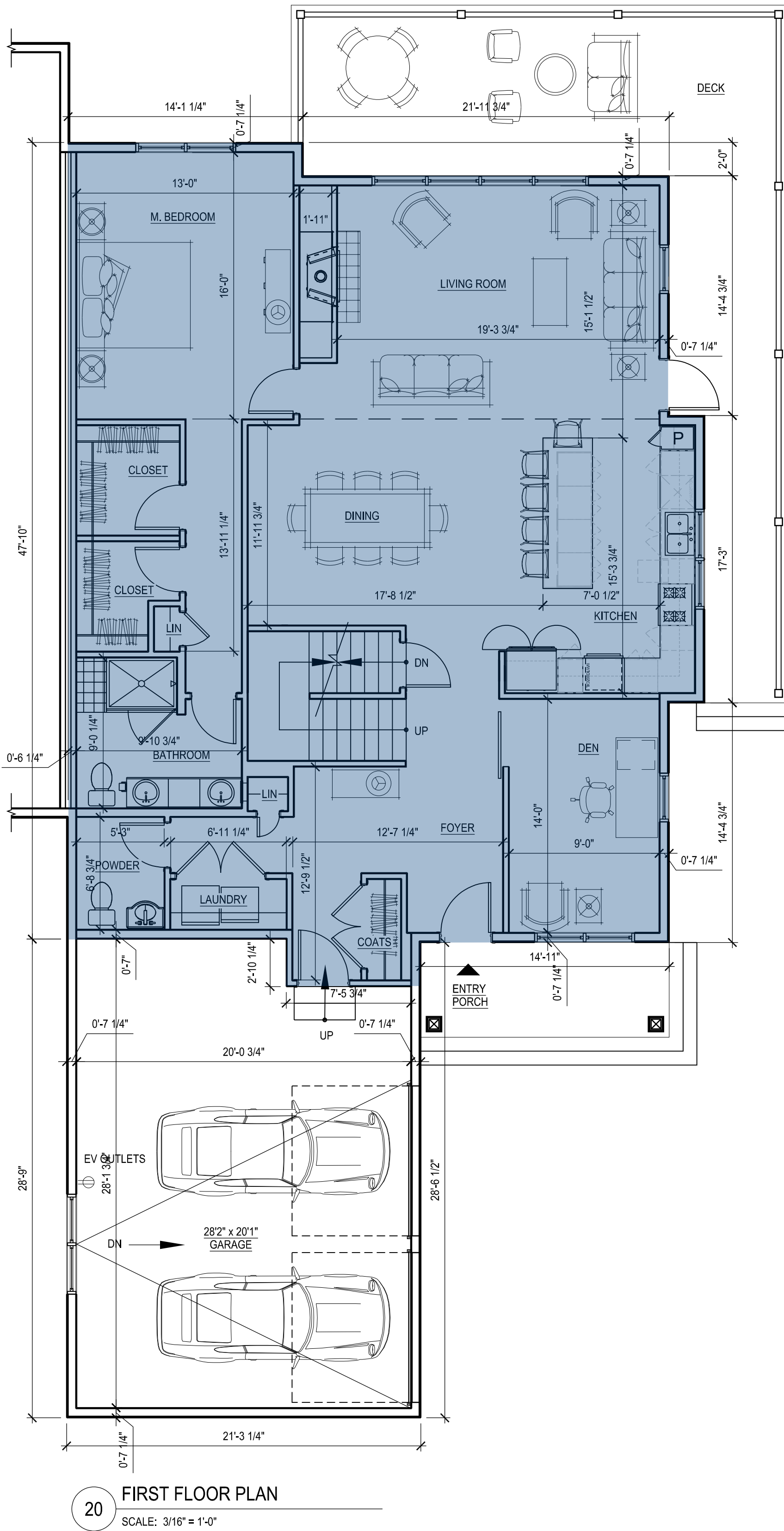
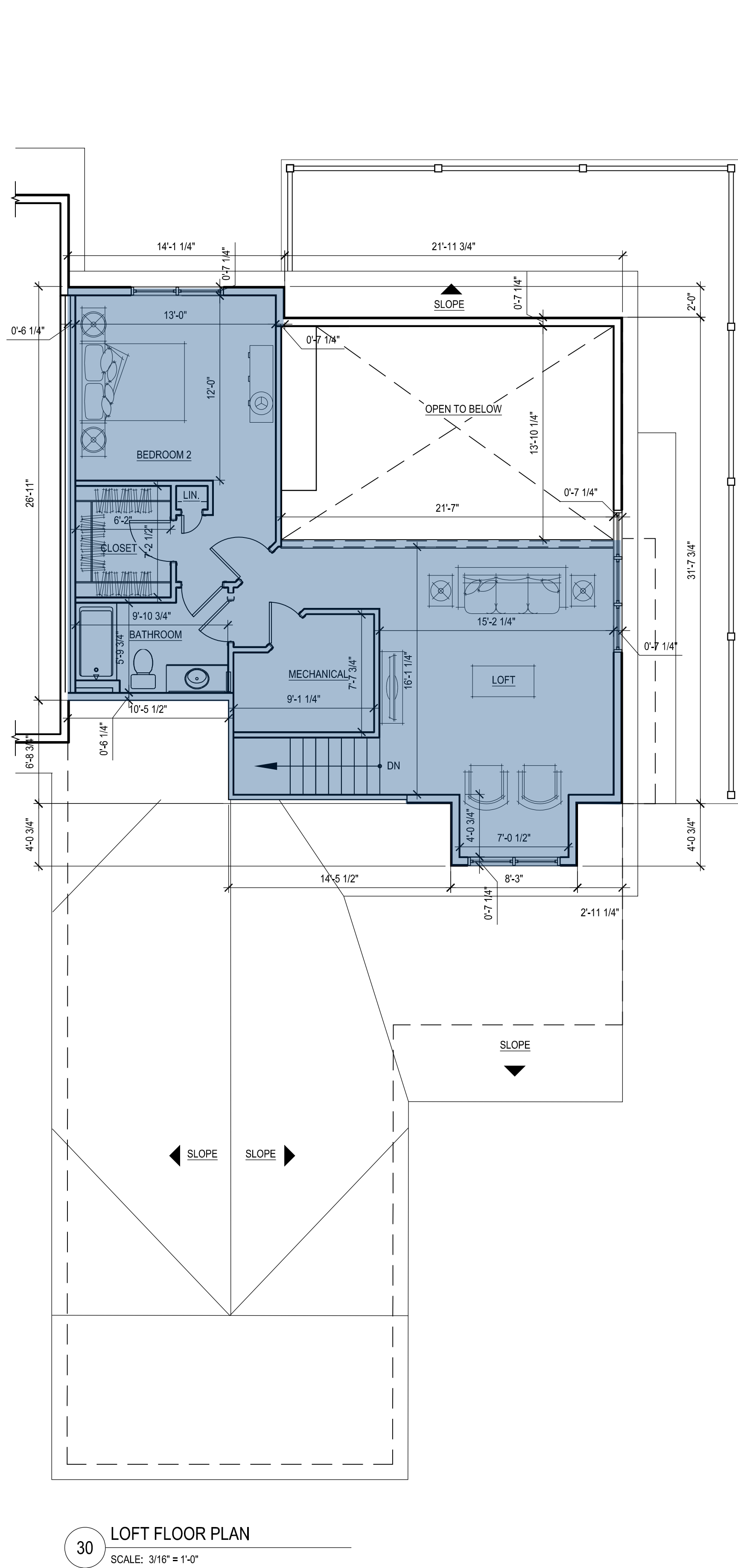
20073

Issue Date:

April 16, 2021

Sheet Number:

A2.04A



INDICATES PORTIONS OF DWELLING UNIT INCLUDED IN GROSS FLOOR AREA TABULATION

GFA - 2BR End - Side Garage	
Floor	Sq Footage
Lower Level	1,084
1st	1,746
2nd	770
Total	3,600

- NOTES:
- GROSS FLOOR AREA: GROSS FLOOR AREA IS INCLUSIVE OF ALL AREAS OF THE UNIT EXCEPT GARAGES, UNFINISHED ATTIC AREAS, EXTERIOR PORCH OR DECK AREAS, AND PORTIONS OF THE BASEMENT THAT ARE NON-HABITABLE, UNCONDITIONED AND UNFINISHED. REFER TO THE FLOOR PLANS FOR THE EXTENT OF THE NON-HABITABLE BASEMENT AREAS. GROSS FLOOR AREA IS MEASURED TO THE OUTSIDE FACE OF EXTERIOR WALLS.
 - LIVING AREA: LIVING AREA IS INCLUSIVE OF ALL AREAS OF THE UNIT EXCEPT ANY BASEMENT AREAS, GARAGES, UNFINISHED ATTIC AREAS, AND EXTERIOR PORCH OR DECK AREAS. LIVING AREA IS MEASURED TO THE INSIDE FACE OF EXTERIOR WALLS.

tat

© The Architectural Team, Inc.
50 Commandant's Way at Admiral's Hill
Chelsea MA 02150
O 617.889.4402
F 617.884.4329
architecturalteam.com

Consultant:

Revision:

- | | |
|---|------------|
| 1 | 07-20-2021 |
| 2 | 08-04-2021 |

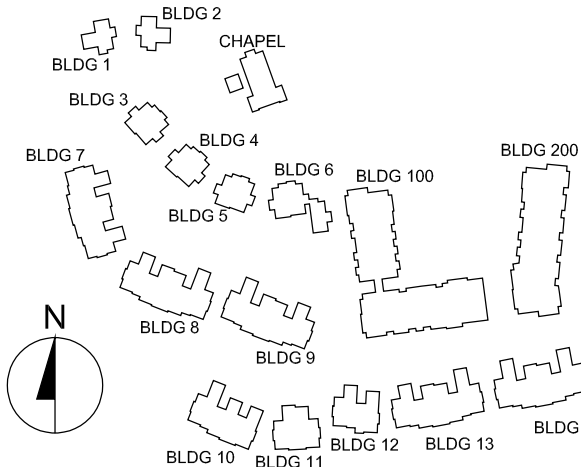
Architect of Record:

Drawn: N.B.

Checked: E.B. / Y.Y.

Scale: 3/16" = 1'-0"

Key Plan:



Project Name:

The Residences
at Bel Mont
Zone III
McLean District
Olmsted Drive, Belmont, MA

Sheet Name:

2 BR End
Side Entry Garage
Unit Plans
Gross Floor Area

Project Number:

20073

Issue Date:

April 16, 2021

Sheet Number:

A2.04B

Revision:

1	07-20-2021
2	08-04-2021

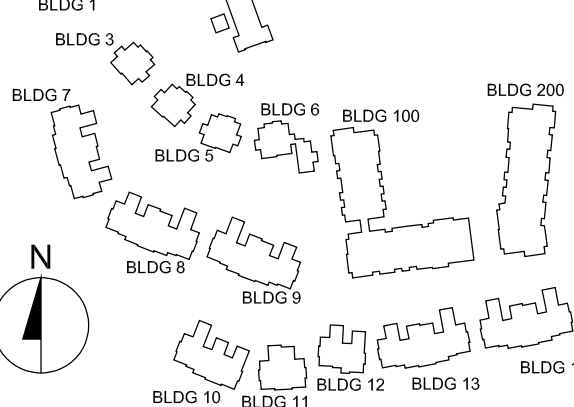
Architect of Record:

Drawn: N.B.

Checked: E.B. / Y.Y.

Scale: $3/16" = 1'-0"$

Key Plan:



Project Name:

The Residences
at Bel Mont
Zone III
McLean District
Olmsted Drive, Belmont, MA

Sheet Name:

3 BR End - A
Front Entry Garage
Unit Plans
Living Area

Project Number:

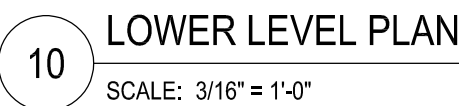
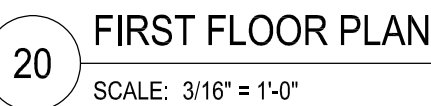
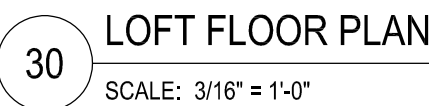
20073

Issue Date:

April 16, 2021

Sheet Number:

A2.05A



 INDICATES PORTIONS OF DWELLING UNIT INCLUDED IN *LIVING AREA* TABULATION

Living Area - 3BR End A - Front Garage	
Floor	Sq Footage
1st	1,546
2nd	792
Total	2,338

NOTES:

1. GROSS FLOOR AREA: GROSS FLOOR AREA IS INCLUSIVE OF ALL AREAS OF THE UNIT EXCEPT GARAGES, UNFINISHED ATTIC AREAS, EXTERIOR PORCH OR DECK AREAS, AND PORTIONS OF THE BASEMENT THAT ARE NON-HABITABLE, UNCONDITIONED AND UNFINISHED. REFER TO THE FLOOR PLANS FOR THE EXTENT OF THE NON-HABITABLE BASEMENT AREAS. GROSS FLOOR AREA IS MEASURED TO THE OUTSIDE FACE OF EXTERIOR WALLS.
2. LIVING AREA: LIVING AREA IS INCLUSIVE OF ALL AREAS OF THE UNIT EXCEPT ANY BASEMENT AREAS, GARAGES, UNFINISHED ATTIC AREAS, AND EXTERIOR PORCH OR DECK AREAS. LIVING AREA IS MEASURED TO THE INSIDE FACE OF EXTERIOR WALLS.

Revisions:

1	07-20-2021
2	08-04-2021

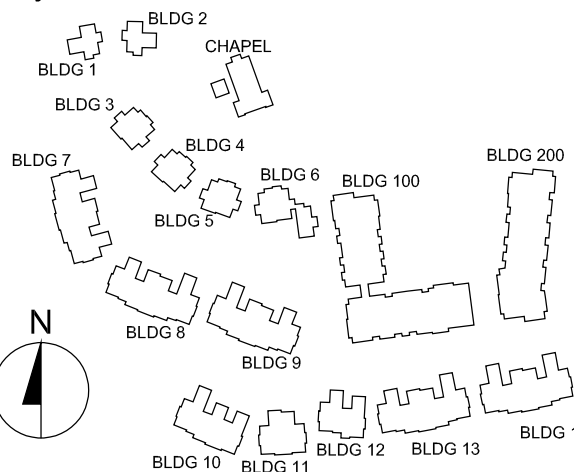
Architect of Record:

Drawn: N.B.

Checked: E.B. / Y.Y.

Scale: $3/16" = 1'-0"$

Key Plan:



Project Name:

The Residences
at Bel Mont
Zone III
McLean District
Olmsted Drive, Belmont, MA

Sheet Name:

3 BR End - A
Side Entry Garage
Unit Plans
Living Area

Project Number:

20073

Issue Date:

April 16, 2021

Sheet Number:

A2.06A



Living Area - 3BR End A - Side Garage	
Floor	Sq Footage
1st	1,546
2nd	792
Total	2,338

NOTES:

1. GROSS FLOOR AREA: GROSS FLOOR AREA IS INCLUSIVE OF ALL AREAS OF THE UNIT EXCEPT GARAGES, UNFINISHED ATTIC AREAS, EXTERIOR PORCH OR DECK AREAS, AND PORTIONS OF THE BASEMENT THAT ARE NON-HABITABLE, UNCONDITIONED AND UNFINISHED. REFER TO THE FLOOR PLANS FOR THE EXTENT OF THE NON-HABITABLE BASEMENT AREAS. GROSS FLOOR AREA IS MEASURED TO THE OUTSIDE FACE OF EXTERIOR WALLS.
2. LIVING AREA: LIVING AREA IS INCLUSIVE OF ALL AREAS OF THE UNIT EXCEPT ANY BASEMENT AREAS, GARAGES, UNFINISHED ATTIC AREAS, AND EXTERIOR PORCH OR DECK AREAS. LIVING AREA IS MEASURED TO THE INSIDE FACE OF EXTERIOR WALLS.

Revision:

1	07-20-2021
2	08-04-2021

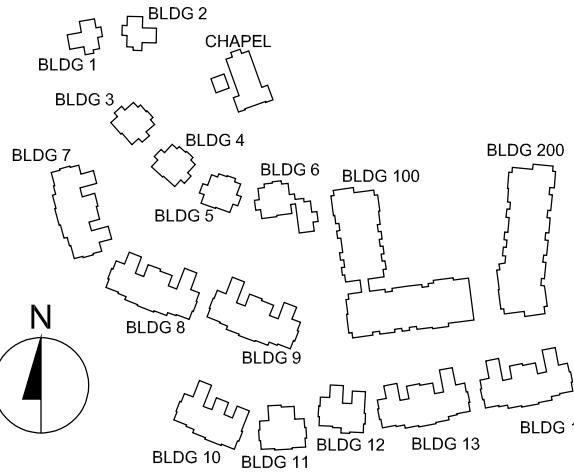
Architect of Record:

Drawn: N.B.

Checked: E.B. / Y.Y.

Scale: $3/16" = 1'-0"$

Key Plan:



Project Name:

The Residences
at Bel Mont
Zone III
McLean District
Olmsted Drive, Belmont, MA

Sheet Name:

3 BR End - A
Side Entry Garage
Unit Plans
Gross Floor Area

Project Number:

20073

Issue Date:

April 16, 2021

Sheet Number:

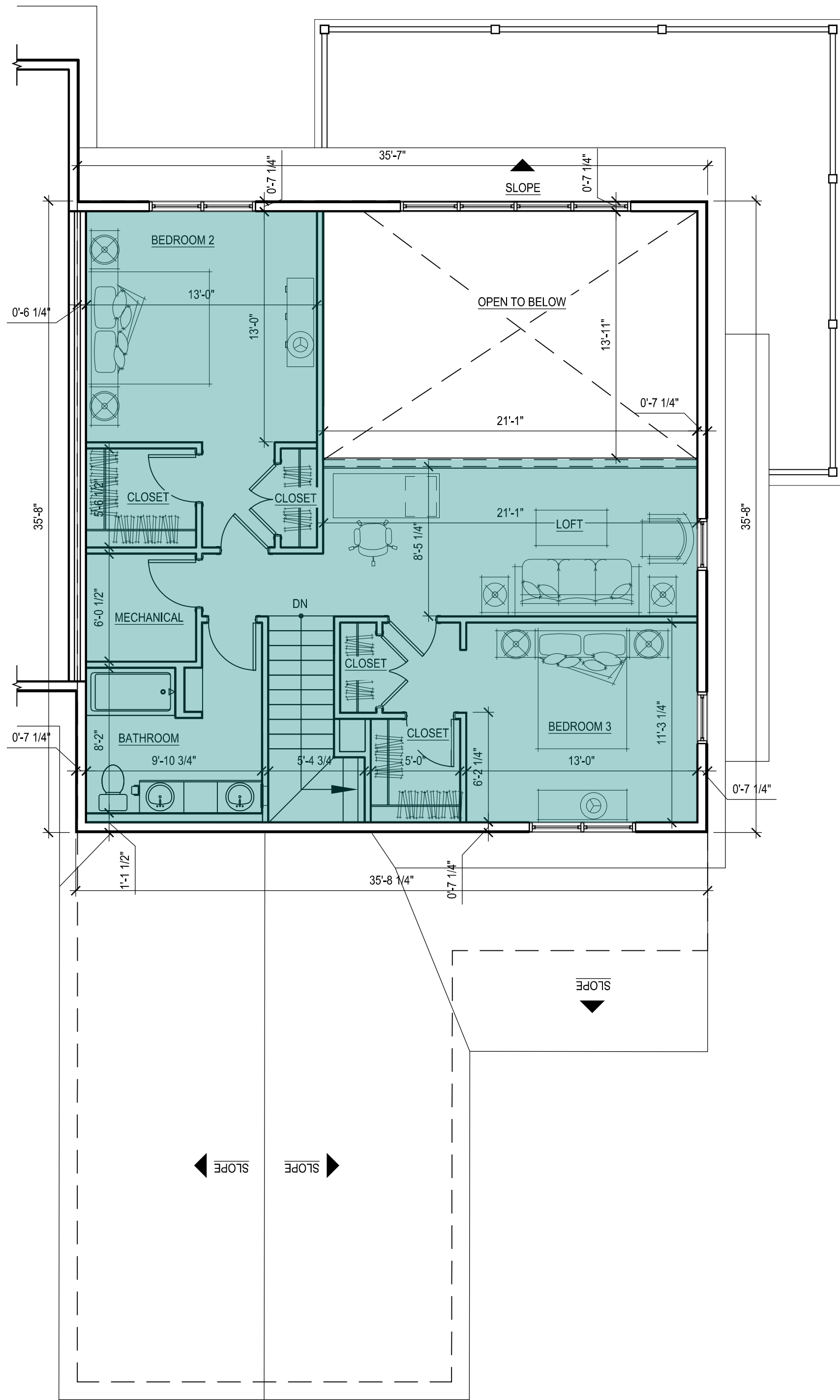
A2.06B



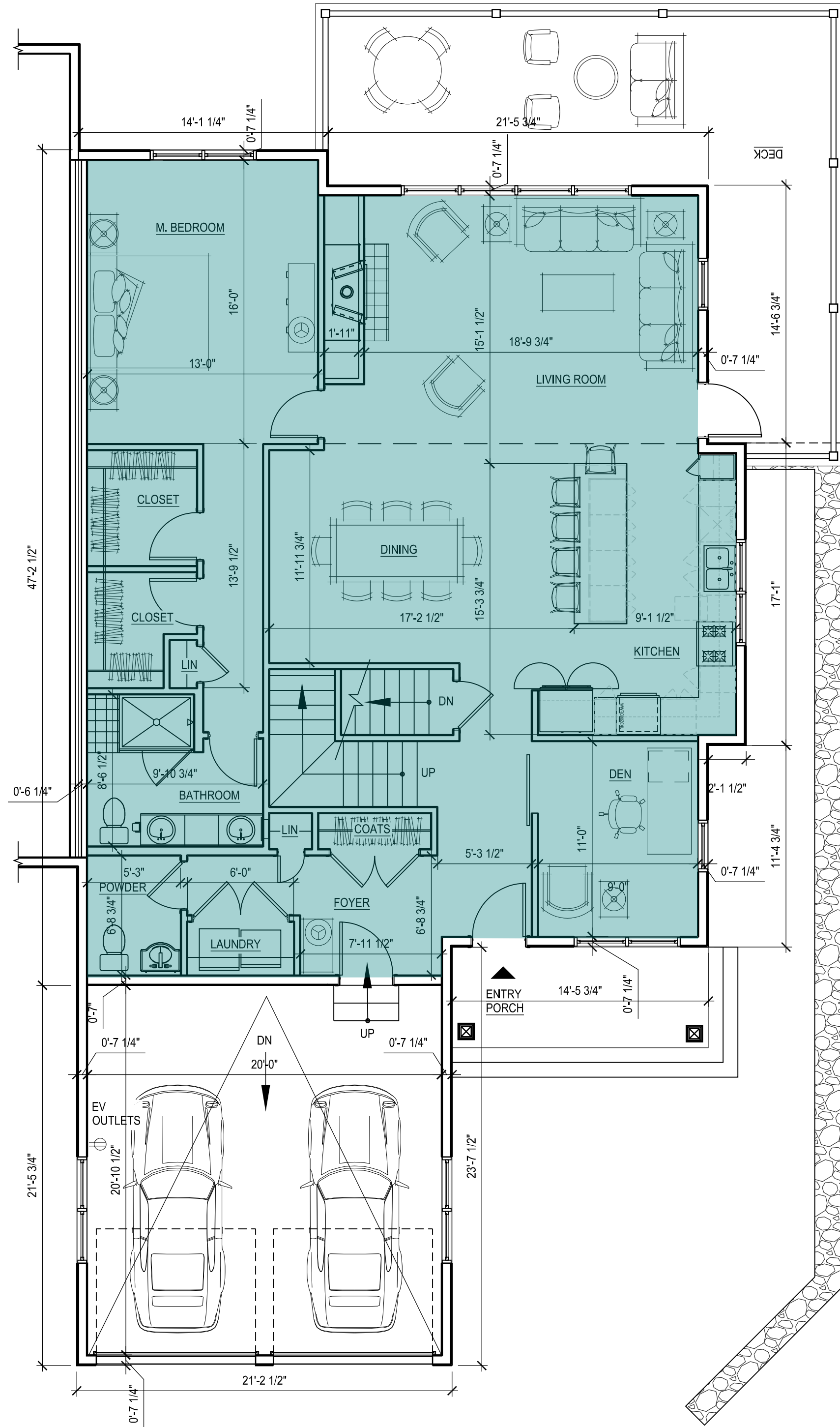
GFA - 3BR End A - Side Garage	
Floor	Sq Footage
Lower Level	1,102
1st	1,643
2nd	850
Total	3,595

NOTES:

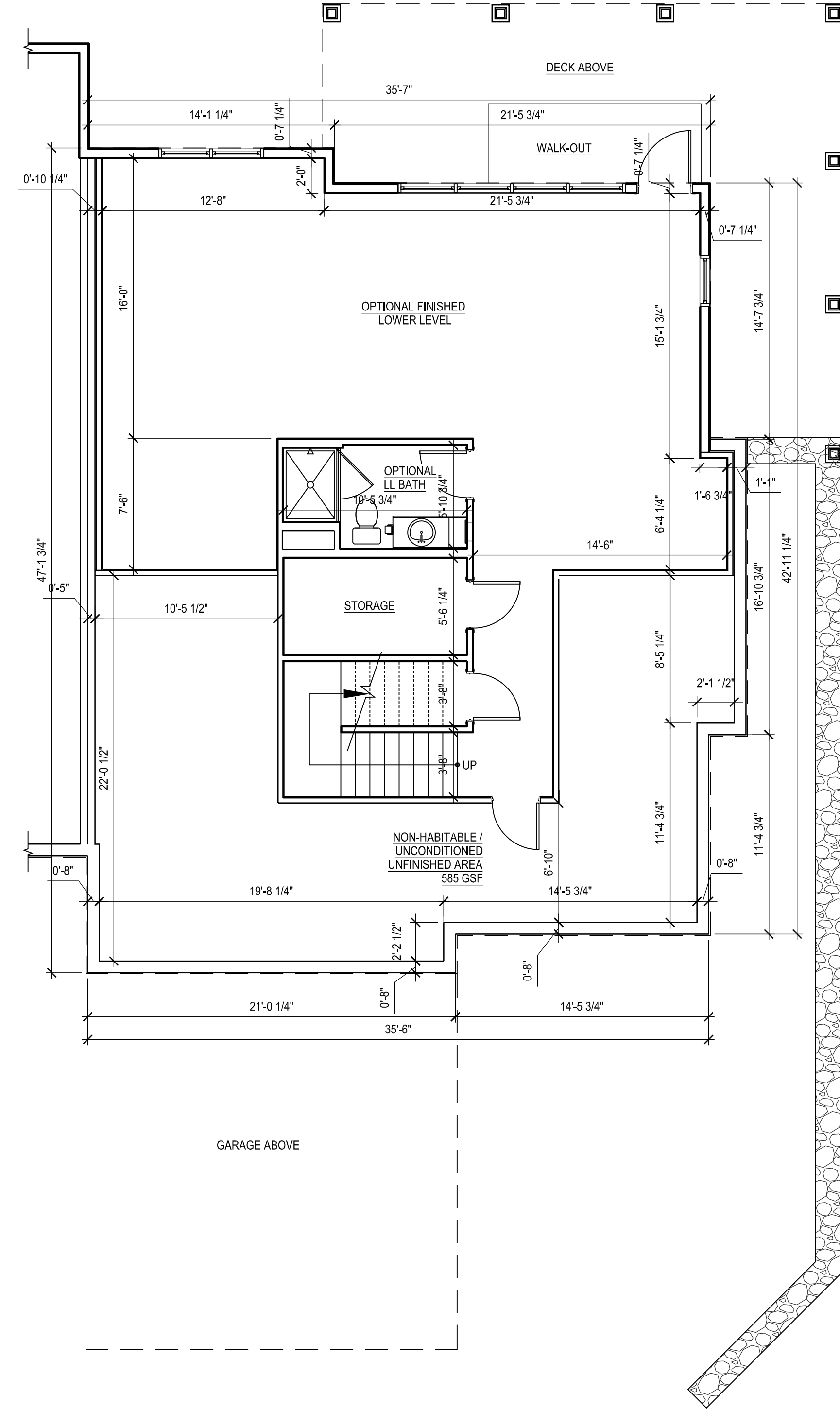
1. GROSS FLOOR AREA: GROSS FLOOR AREA IS INCLUSIVE OF ALL AREAS OF THE UNIT EXCEPT GARAGES, UNFINISHED ATTIC AREAS, EXTERIOR PORCH OR DECK AREAS, AND PORTIONS OF THE BASEMENT THAT ARE NON-HABITABLE, UNCONDITIONED AND UNFINISHED. REFER TO THE FLOOR PLANS FOR THE EXTENT OF THE NON-HABITABLE BASEMENT AREAS. GROSS FLOOR AREA IS MEASURED TO THE OUTSIDE FACE OF EXTERIOR WALLS.
2. LIVING AREA: LIVING AREA IS INCLUSIVE OF ALL AREAS OF THE UNIT EXCEPT ANY BASEMENT AREAS, GARAGES, UNFINISHED ATTIC AREAS, AND EXTERIOR PORCH OR DECK AREAS. LIVING AREA IS MEASURED TO THE INSIDE FACE OF EXTERIOR WALLS.



30 LOFT FLOOR PLAN
SCALE: 3/16" = 1'-0"



20 FIRST FLOOR PLAN
SCALE: 3/16" = 1'-0"



10 LOWER LEVEL PLAN
SCALE: 3/16" = 1'-0"

Living Area - 3BR End B - Front Garage	
Floor	Sq Footage
1st	1,546
2nd	844
Total	2,390

- NOTES:
- GROSS FLOOR AREA: GROSS FLOOR AREA IS INCLUSIVE OF ALL AREAS OF THE UNIT EXCEPT GARAGES, UNFINISHED ATTIC AREAS, EXTERIOR PORCH OR DECK AREAS, AND PORTIONS OF THE BASEMENT THAT ARE NON-HABITABLE, UNCONDITIONED AND UNFINISHED. REFER TO THE FLOOR PLANS FOR THE EXTENT OF THE NON-HABITABLE BASEMENT AREAS. GROSS FLOOR AREA IS MEASURED TO THE OUTSIDE FACE OF EXTERIOR WALLS.
 - LIVING AREA: LIVING AREA IS INCLUSIVE OF ALL AREAS OF THE UNIT EXCEPT ANY BASEMENT AREAS, GARAGES, UNFINISHED ATTIC AREAS, AND EXTERIOR PORCH OR DECK AREAS. LIVING AREA IS MEASURED TO THE INSIDE FACE OF EXTERIOR WALLS.

tat

© The Architectural Team, Inc.
50 Commandant's Way at Admiral's Hill
Chelsea MA 02150
O 617.889.4402
F 617.884.4329
architecturalteam.com

Consultant:

Revision:

- 07-20-2021
- 08-04-2021

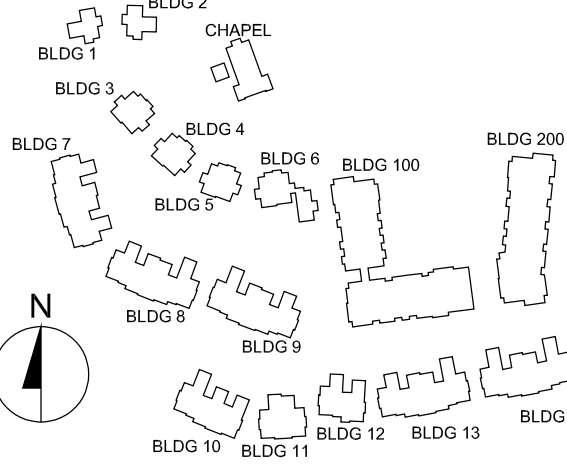
Architect of Record:

Drawn: N.B.

Checked: E.B./Y.Y.

Scale: 3/16" = 1'-0"

Key Plan:



Project Name:

The Residences
at Bel Mont
Zone III
McLean District
Olmsted Drive, Belmont, MA

Sheet Name:

3 BR End - B
Front Entry Garage
Unit Plans
Living Area

Project Number:

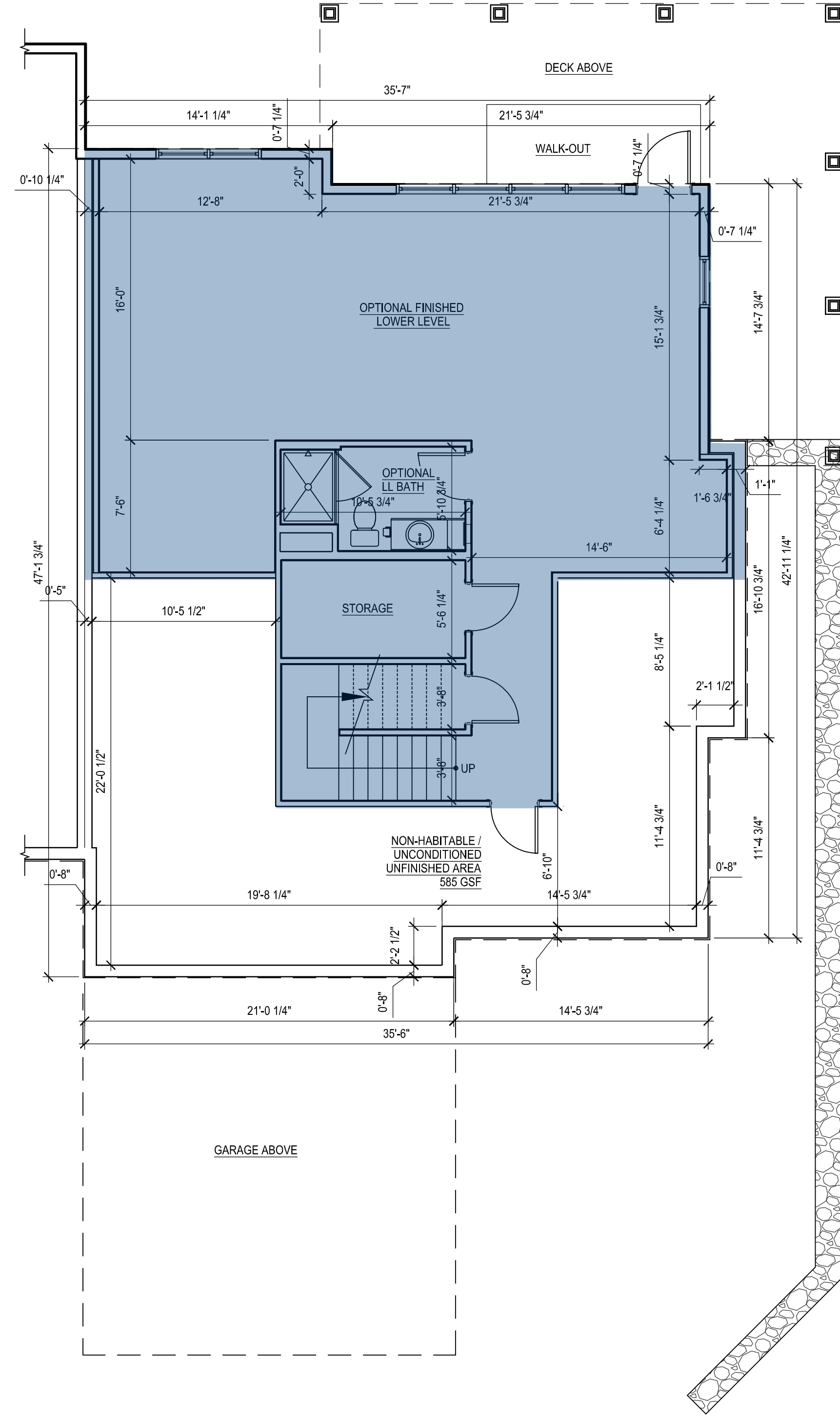
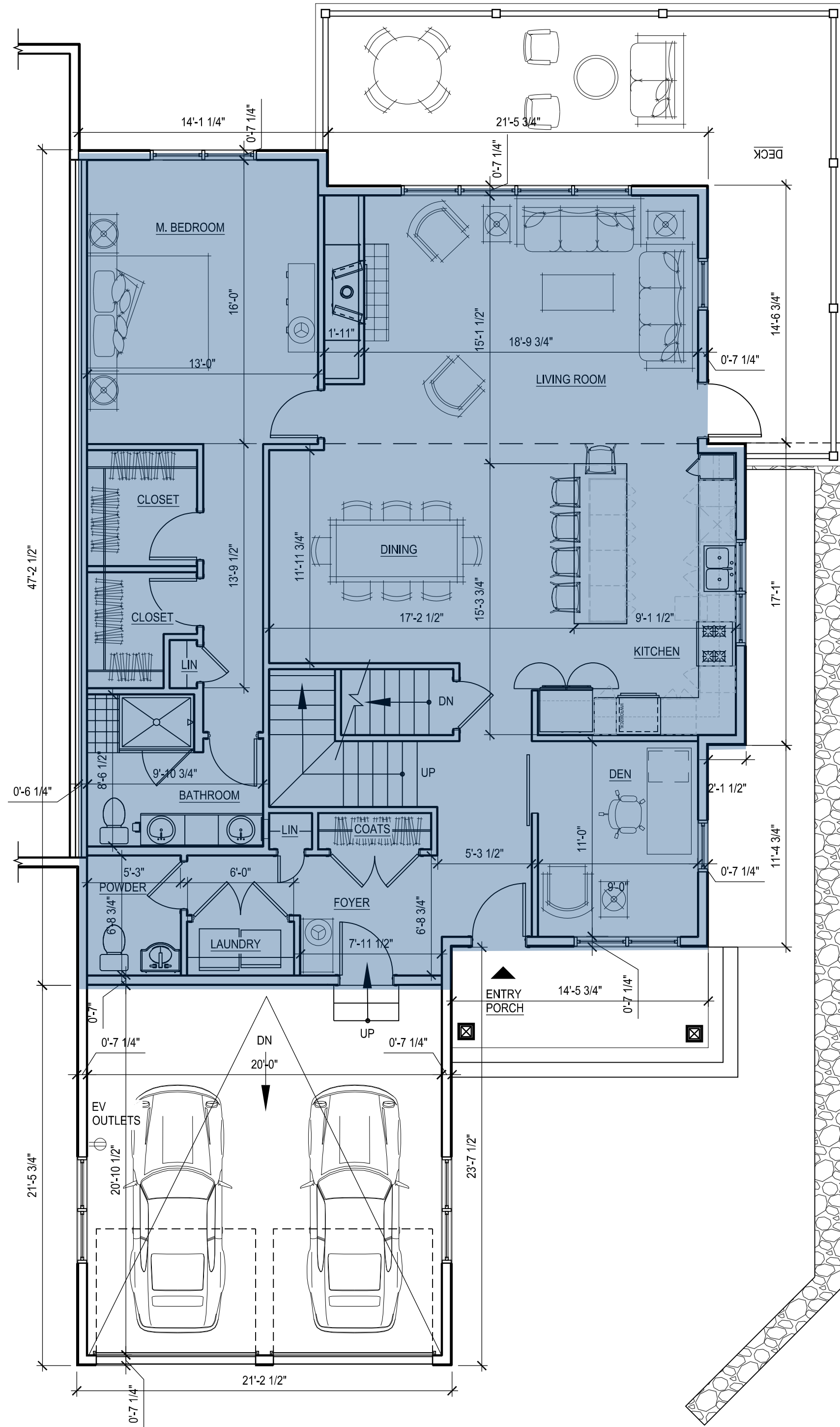
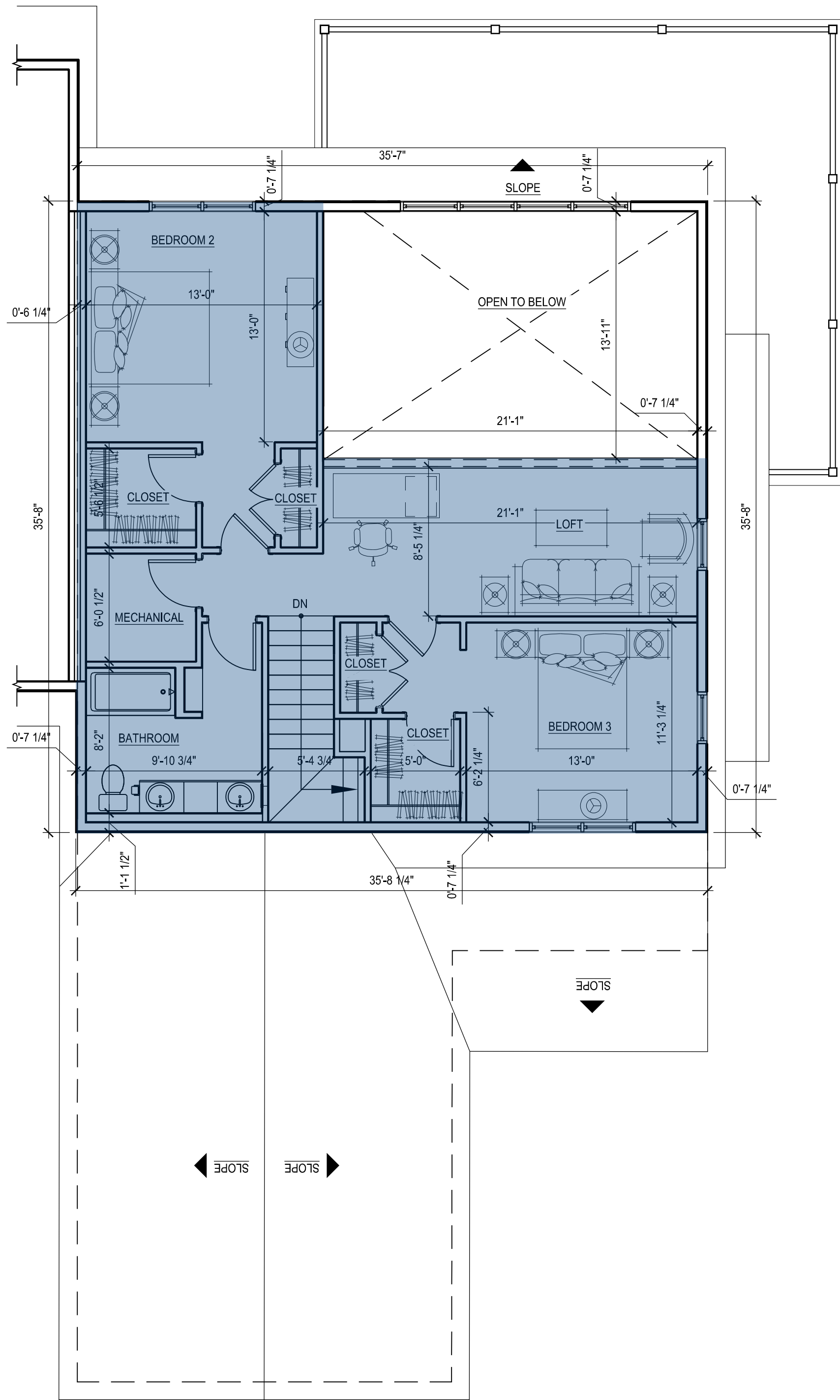
20073

Issue Date:

April 16, 2021

Sheet Number:

A2.07A



INDICATES PORTIONS OF DWELLING UNIT INCLUDED IN GROSS FLOOR AREA TABULATION

3BR END - B
FRONT GARAGE
2,390 SF LIVING AREA
3,597 GSF

GFA - 3BR End B - Front Garage	
Floor	Sq Footage
Lower Level	1,052
1st	1,643
2nd	902
Total	3,597

- NOTES:
- GROSS FLOOR AREA: GROSS FLOOR AREA IS INCLUSIVE OF ALL AREAS OF THE UNIT EXCEPT GARAGES, UNFINISHED ATTIC AREAS, EXTERIOR PORCH OR DECK AREAS, AND PORTIONS OF THE BASEMENT THAT ARE NON-HABITABLE, UNCONDITIONED AND UNFINISHED. REFER TO THE FLOOR PLANS FOR THE EXTENT OF THE NON-HABITABLE BASEMENT AREAS. GROSS FLOOR AREA IS MEASURED TO THE OUTSIDE FACE OF EXTERIOR WALLS.
 - LIVING AREA: LIVING AREA IS INCLUSIVE OF ALL AREAS OF THE UNIT EXCEPT ANY BASEMENT AREAS, GARAGES, UNFINISHED ATTIC AREAS, AND EXTERIOR PORCH OR DECK AREAS. LIVING AREA IS MEASURED TO THE INSIDE FACE OF EXTERIOR WALLS.

tat

© The Architectural Team, Inc.
50 Commandant's Way at Admiral's Hill
Chelsea MA 02150
O 617.889.4402
F 617.884.4329
architecturalteam.com

Consultant:

Revision:

- 07-20-2021
- 08-04-2021

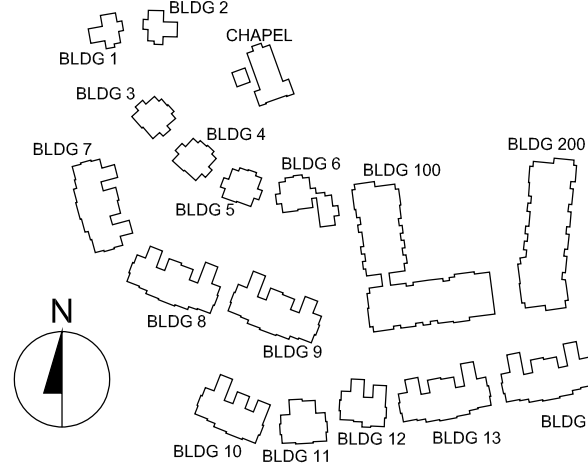
Architect of Record:

Drawn: N.B.

Checked: E.B./Y.Y.

Scale: 3/16" = 1'-0"

Key Plan:



Project Name:

The Residences
at Bel Mont
Zone III
McLean District
Olmsted Drive, Belmont, MA

Sheet Name:

3 BR End - B
Front Entry Garage
Unit Plans
Gross Floor Area

Project Number:

20073

Issue Date:

April 16, 2021

Sheet Number:

A2.07B

Revision:

1	07-20-2021
2	08-04-2021

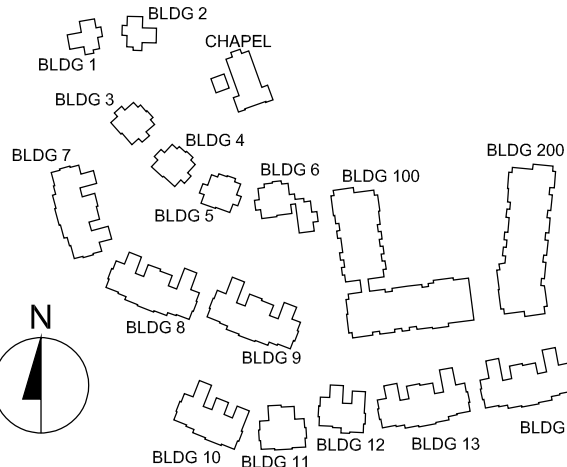
Architect of Record:

Drawn: N.B.

Checked: E.B. / Y.Y.

Scale: $3/16" = 1'-0"$

Key Plan:



Project Name:

The Residences
at Bel Mont
Zone III
McLean District
Olmsted Drive, Belmont, MA

Sheet Name:

3 BR End - B
Side Entry Garage
Unit Plans
Living Area

Project Number:

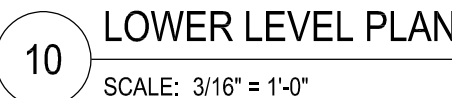
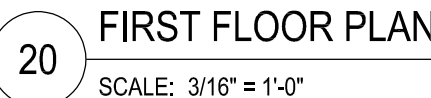
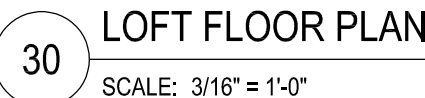
20073

Issue Date:

April 16, 2021

Sheet Number:

A2.08A

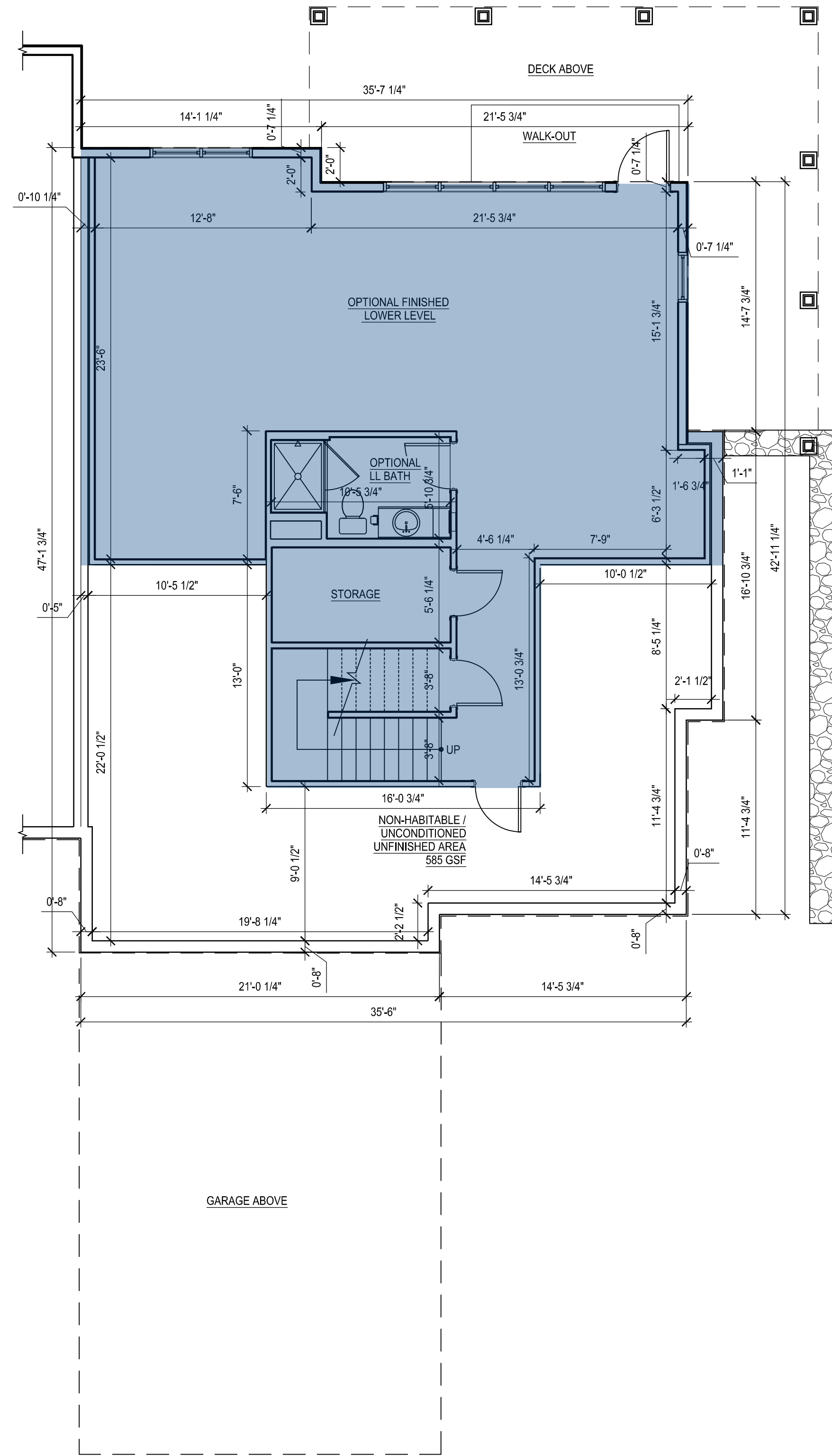
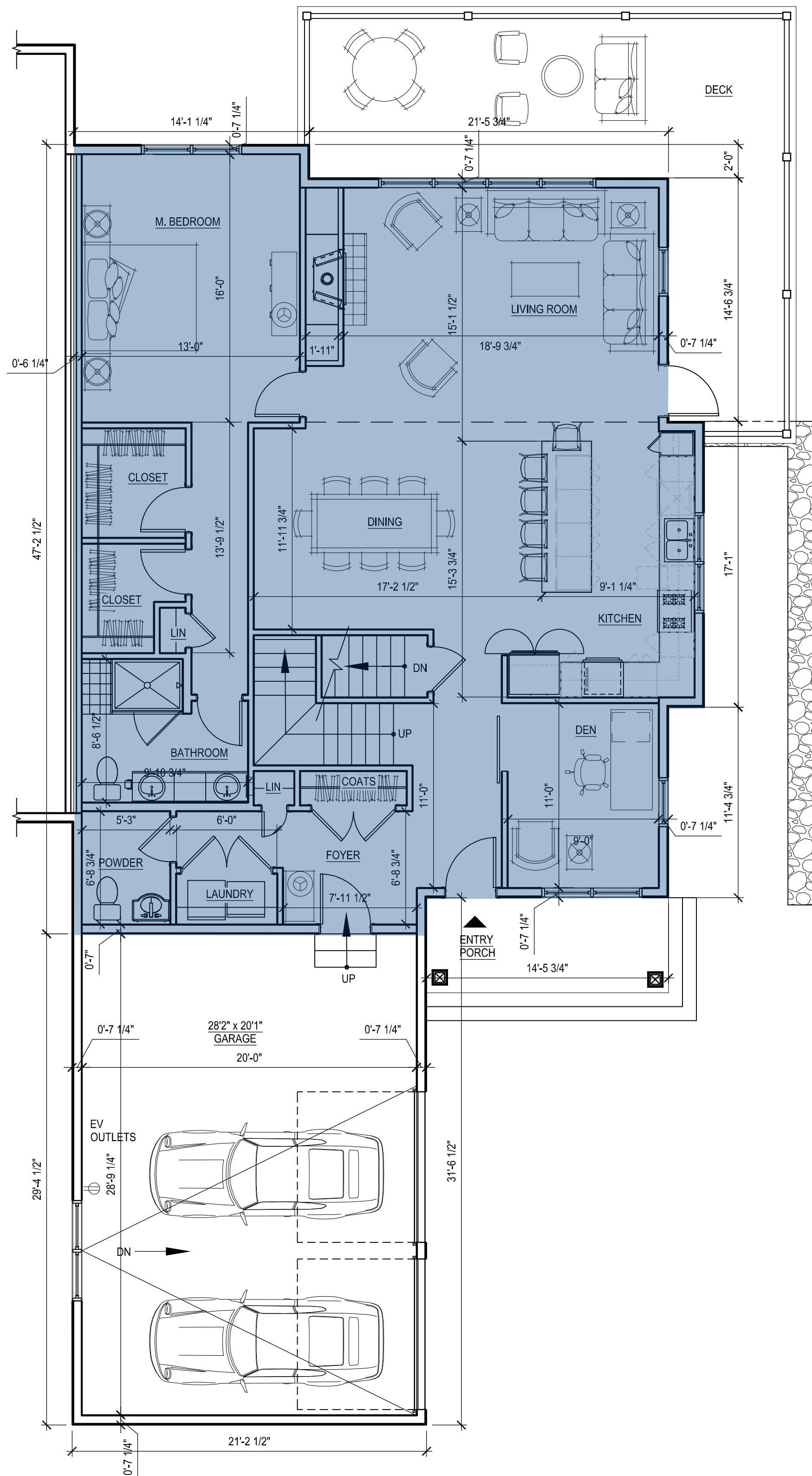
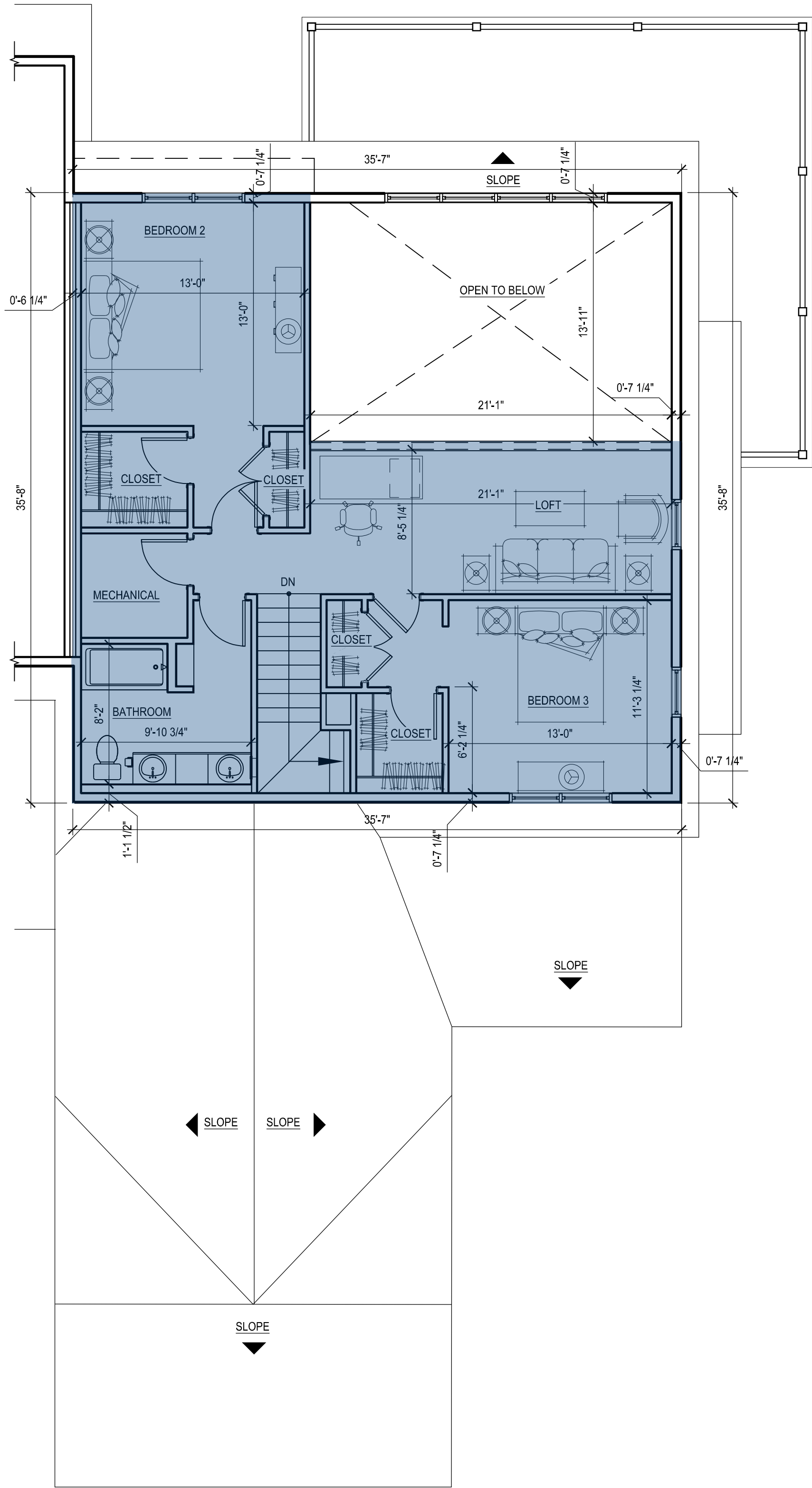


INDICATES PORTIONS OF DWELLING UNIT INCLUDED IN *LIVING AREA* TABULATION

Living Area - 3BR End B - Side Garage	
Floor	Sq Footage
1st	1,546
2nd	844
Total	2,390

NOTES:

1. GROSS FLOOR AREA: GROSS FLOOR AREA IS INCLUSIVE OF ALL AREAS OF THE UNIT EXCEPT GARAGES, UNFINISHED ATTIC AREAS, EXTERIOR PORCH OR DECK AREAS, AND PORTIONS OF THE BASEMENT THAT ARE NON-HABITABLE, UNCONDITIONED AND UNFINISHED. REFER TO THE FLOOR PLANS FOR THE EXTENT OF THE NON-HABITABLE BASEMENT AREAS. GROSS FLOOR AREA IS MEASURED TO THE OUTSIDE FACE OF EXTERIOR WALLS.
2. LIVING AREA: LIVING AREA IS INCLUSIVE OF ALL AREAS OF THE UNIT EXCEPT ANY BASEMENT AREAS, GARAGES, UNFINISHED ATTIC AREAS, AND EXTERIOR PORCH OR DECK AREAS. LIVING AREA IS MEASURED TO THE INSIDE FACE OF EXTERIOR WALLS.



INDICATES PORTIONS OF DWELLING UNIT INCLUDED IN GROSS FLOOR AREA TABULATION

3BR END - B
SIDE GARAGE
2,390 SF LIVING AREA
3,597 GSF

GFA - 3BR End B - Side Garage	
Floor	Sq Footage
Lower Level	1,052
1st	1,643
2nd	902
Total	3,597

- NOTES:
- GROSS FLOOR AREA: GROSS FLOOR AREA IS INCLUSIVE OF ALL AREAS OF THE UNIT EXCEPT GARAGES, UNFINISHED ATTIC AREAS, EXTERIOR PORCH OR DECK AREAS, AND PORTIONS OF THE BASEMENT THAT ARE NON-HABITABLE, UNCONDITIONED AND UNFINISHED. REFER TO THE FLOOR PLANS FOR THE EXTENT OF THE NON-HABITABLE BASEMENT AREAS. GROSS FLOOR AREA IS MEASURED TO THE OUTSIDE FACE OF EXTERIOR WALLS.
 - LIVING AREA: LIVING AREA IS INCLUSIVE OF ALL AREAS OF THE UNIT EXCEPT ANY BASEMENT AREAS, GARAGES, UNFINISHED ATTIC AREAS, AND EXTERIOR PORCH OR DECK AREAS. LIVING AREA IS MEASURED TO THE INSIDE FACE OF EXTERIOR WALLS.

tat

© The Architectural Team, Inc.
50 Commandant's Way at Admiral's Hill
Chelsea MA 02150
O 617.889.4402
F 617.884.4329
architecturalteam.com

Consultant:

Revision:

- 07-20-2021
- 08-04-2021

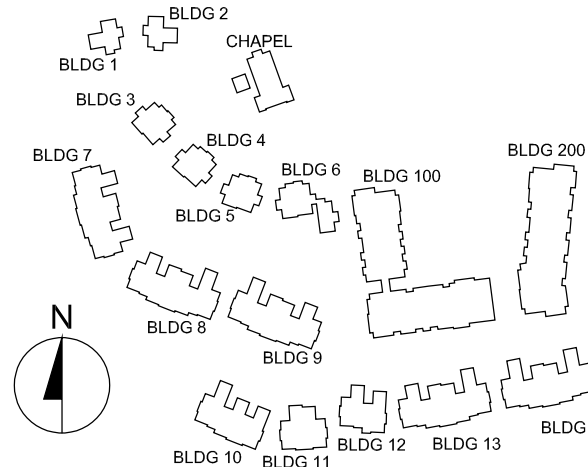
Architect of Record:

Drawn: N.B.

Checked: E.B. / Y.Y.

Scale: 3/16" = 1'-0"

Key Plan:



Project Name:

The Residences
at Bel Mont
Zone III
McLean District
Olmsted Drive, Belmont, MA

Sheet Name:

3 BR End - B
Side Entry Garage
Unit Plans
Gross Floor Area

Project Number:

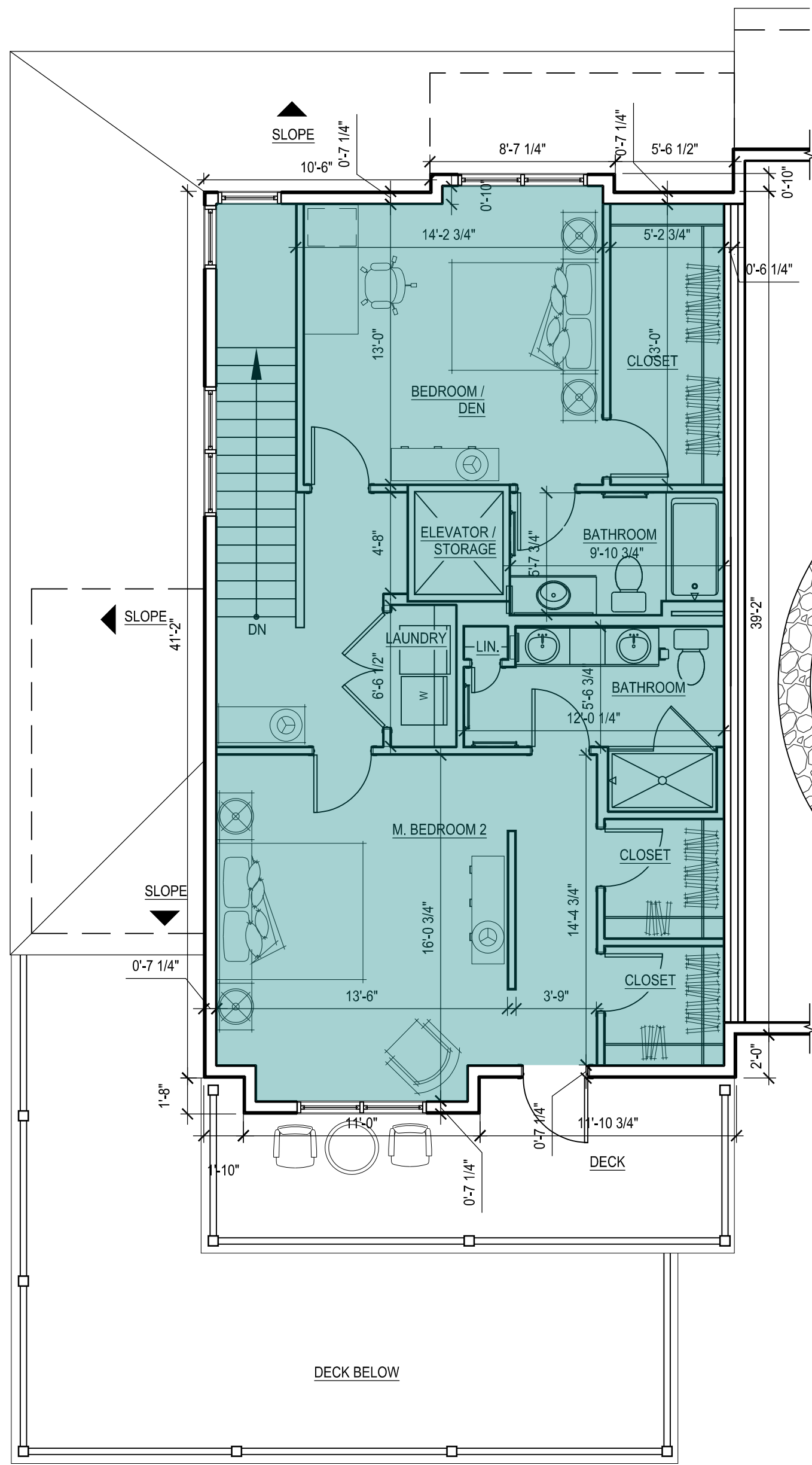
20073

Issue Date:

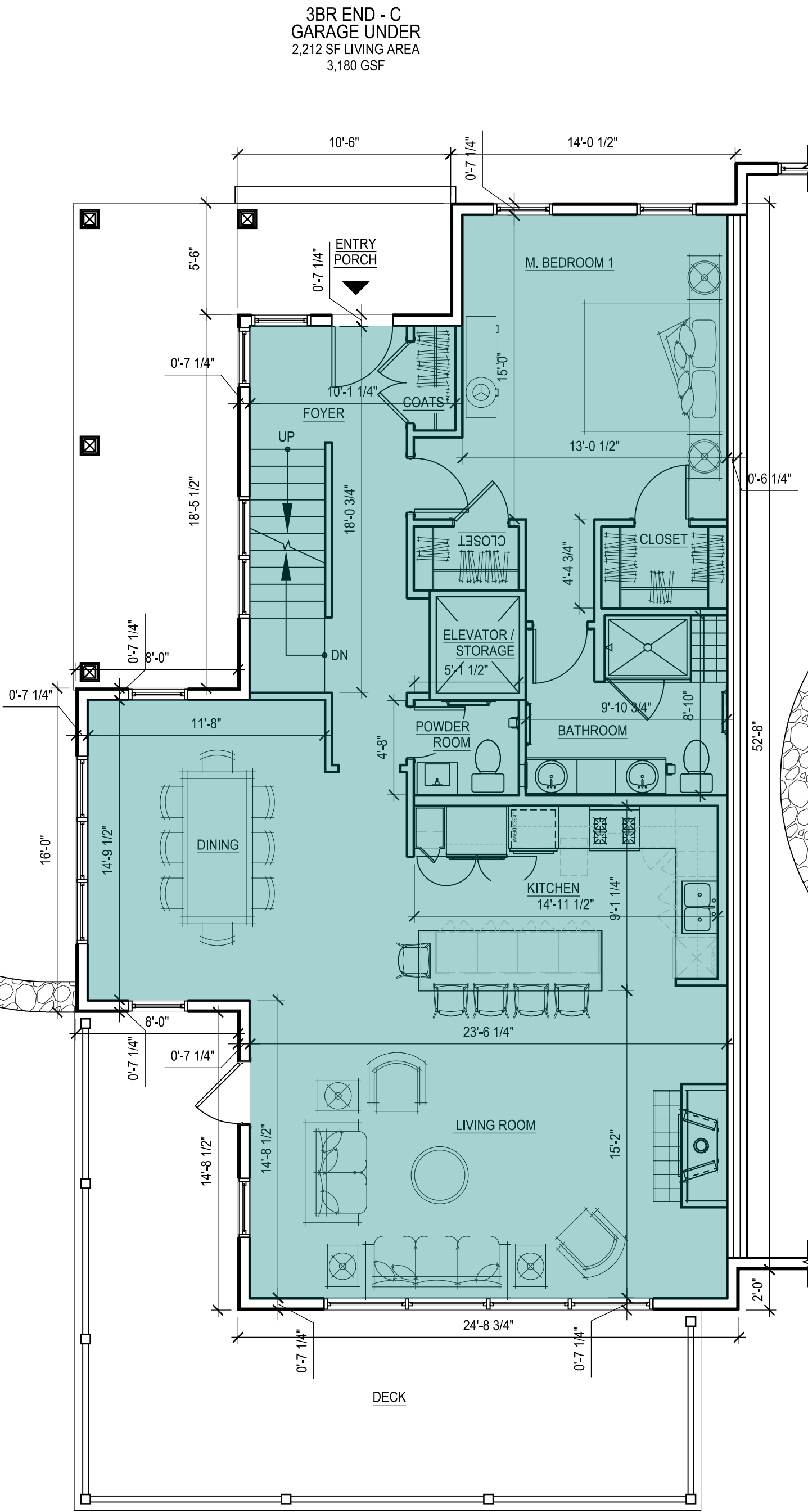
April 16, 2021

Sheet Number:

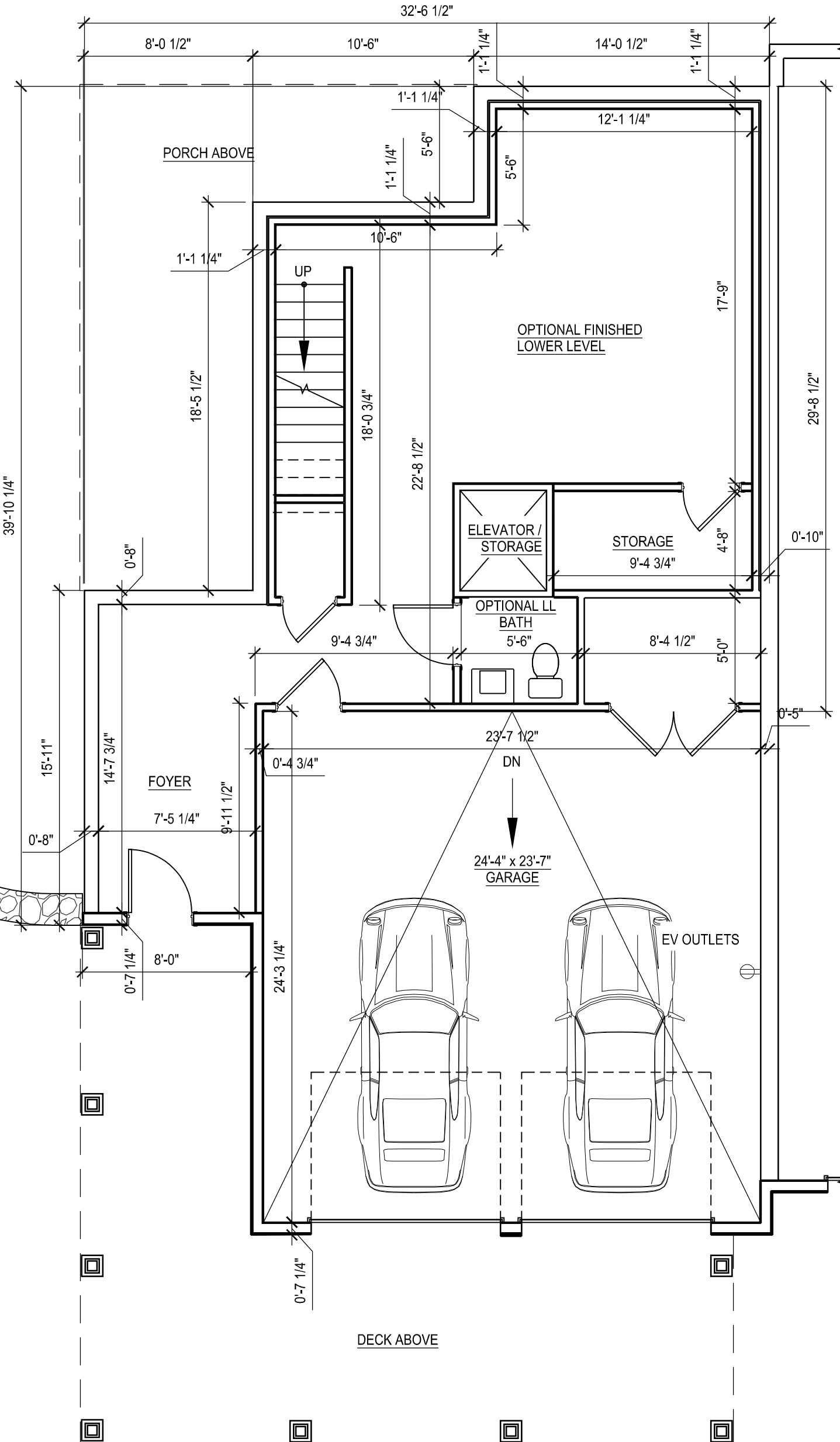
A2.08B



30 SECOND FLOOR PLAN
SCALE: 3/16" = 1'-0"



20 FIRST FLOOR PLAN
SCALE: 3/16" = 1'-0"



10 LOWER LEVEL PLAN
SCALE: 3/16" = 1'-0"

INDICATES PORTIONS OF DWELLING UNIT INCLUDED IN LIVING AREA TABULATION

Living Area - 3BR End C - Garage Under	
Floor	Sq Footage
1st	1,319
2nd	893
Total	2,212

- NOTES:
- GROSS FLOOR AREA: GROSS FLOOR AREA IS INCLUSIVE OF ALL AREAS OF THE UNIT EXCEPT GARAGES, UNFINISHED ATTIC AREAS, EXTERIOR PORCH OR DECK AREAS, AND PORTIONS OF THE BASEMENT THAT ARE NON-HABITABLE, UNCONDITIONED AND UNFINISHED. REFER TO THE FLOOR PLANS FOR THE EXTENT OF THE NON-HABITABLE BASEMENT AREAS. GROSS FLOOR AREA IS MEASURED TO THE OUTSIDE FACE OF EXTERIOR WALLS.
 - LIVING AREA: LIVING AREA IS INCLUSIVE OF ALL AREAS OF THE UNIT EXCEPT ANY BASEMENT AREAS, GARAGES, UNFINISHED ATTIC AREAS, AND EXTERIOR PORCH OR DECK AREAS. LIVING AREA IS MEASURED TO THE INSIDE FACE OF EXTERIOR WALLS.

tat

© The Architectural Team, Inc.
50 Commandant's Way at Admiral's Hill
Chelsea MA 02150
O 617.889.4402
F 617.884.4329
architecturalteam.com

Consultant:

Revision:

- 07-20-2021
- 08-04-2021

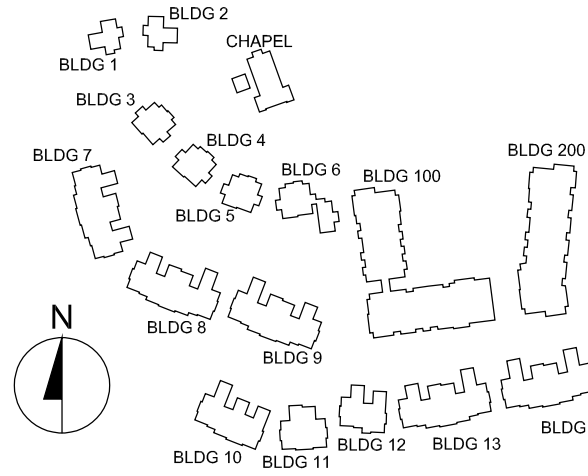
Architect of Record:

Drawn: N.B.

Checked: E.B. / Y.Y.

Scale: 3/16" = 1'-0"

Key Plan:



Project Name:

The Residences
at Bel Mont
Zone III
McLean District
Olmsted Drive, Belmont, MA

Sheet Name:

3 BR End - C
Garage Under
Unit Plans
Living Area

Project Number:

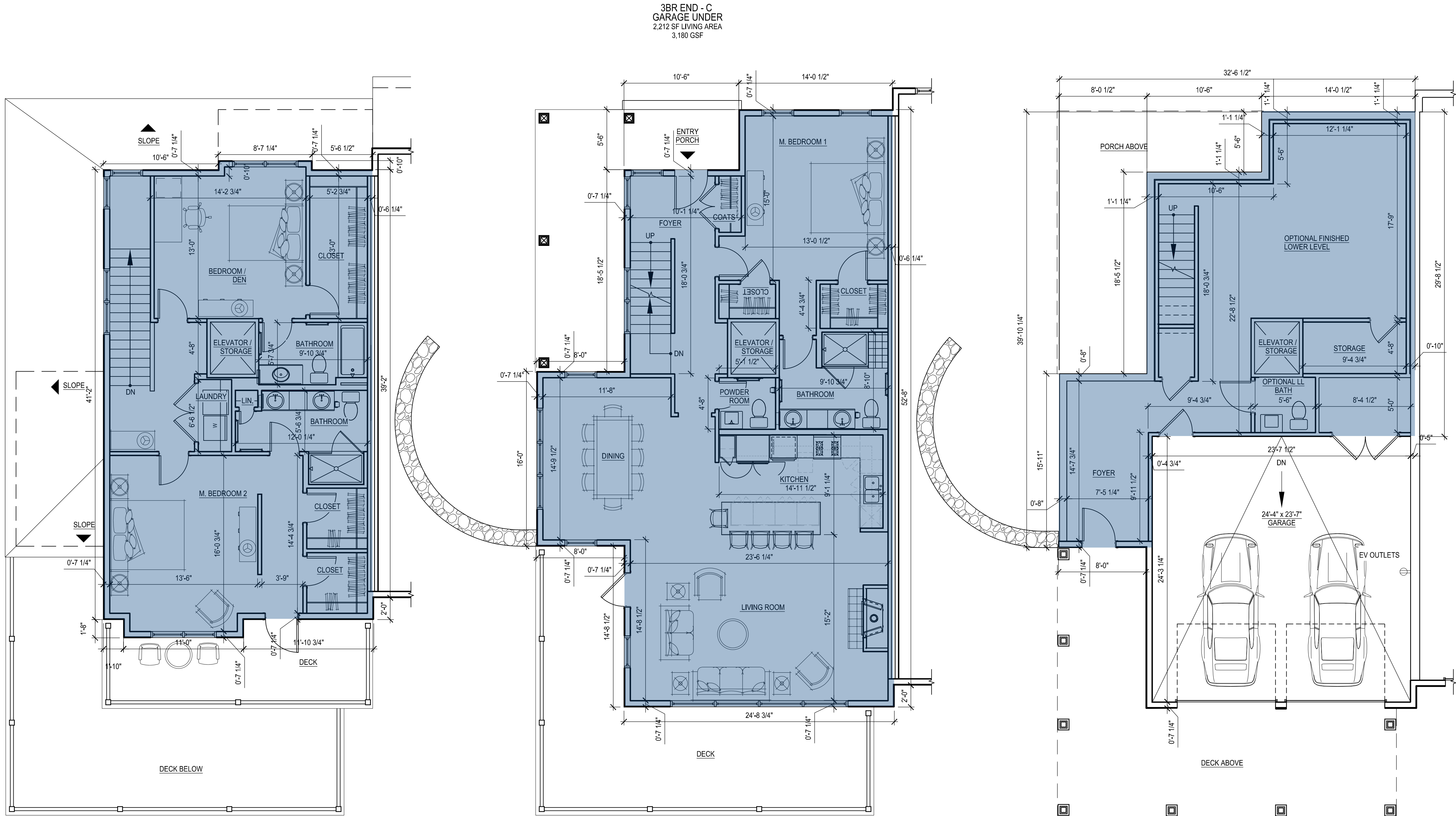
20073

Issue Date:

April 16, 2021

Sheet Number:

A2.09A



30 SECOND FLOOR PLAN
SCALE: 3/16" = 1'-0"

20 FIRST FLOOR PLAN
SCALE: 3/16" = 1'-0"

10 LOWER LEVEL PLAN
SCALE: 3/16" = 1'-0"

INDICATES PORTIONS OF DWELLING UNIT INCLUDED IN GROSS FLOOR AREA TABULATION

GFA - 3BR End C - Garage Under	
Floor	Sq Footage
Lower Level	806
1st	1,418
2nd	956
Total	3,180

- NOTES:
1. GROSS FLOOR AREA: GROSS FLOOR AREA IS INCLUSIVE OF ALL AREAS OF THE UNIT EXCEPT GARAGES, UNFINISHED ATTIC AREAS, EXTERIOR PORCH OR DECK AREAS, AND PORTIONS OF THE BASEMENT THAT ARE NON-HABITABLE, UNCONDITIONED AND UNFINISHED. REFER TO THE FLOOR PLANS FOR THE EXTENT OF THE NON-HABITABLE BASEMENT AREAS. GROSS FLOOR AREA IS MEASURED TO THE OUTSIDE FACE OF EXTERIOR WALLS.
 2. LIVING AREA: LIVING AREA IS INCLUSIVE OF ALL AREAS OF THE UNIT EXCEPT ANY BASEMENT AREAS, GARAGES, UNFINISHED ATTIC AREAS, AND EXTERIOR PORCH OR DECK AREAS. LIVING AREA IS MEASURED TO THE INSIDE FACE OF EXTERIOR WALLS.

tat

© The Architectural Team, Inc.
50 Commandant's Way at Admiral's Hill
Chelsea MA 02150
O 617.889.4402
F 617.884.4329
architecturalteam.com

Consultant:

Revision:

- 1 07-20-2021
- 2 08-04-2021

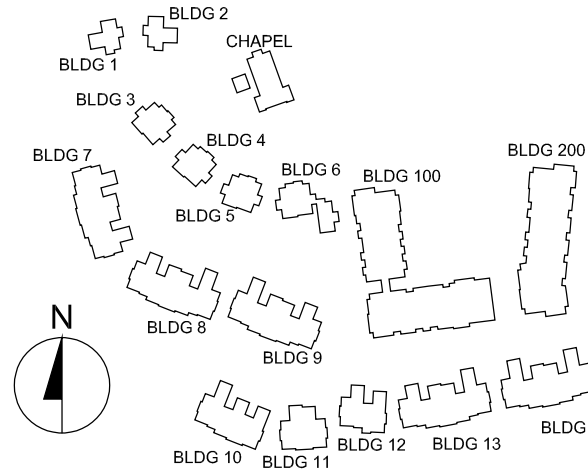
Architect of Record:

Drawn: N.B.

Checked: E.B. / Y.Y.

Scale: 3/16" = 1'-0"

Key Plan:



Project Name:

The Residences
at Bel Mont
Zone III
McLean District
Olmsted Drive, Belmont, MA

Sheet Name:

3 BR End - C
Garage Under
Unit Plans
Gross Floor Area

Project Number:

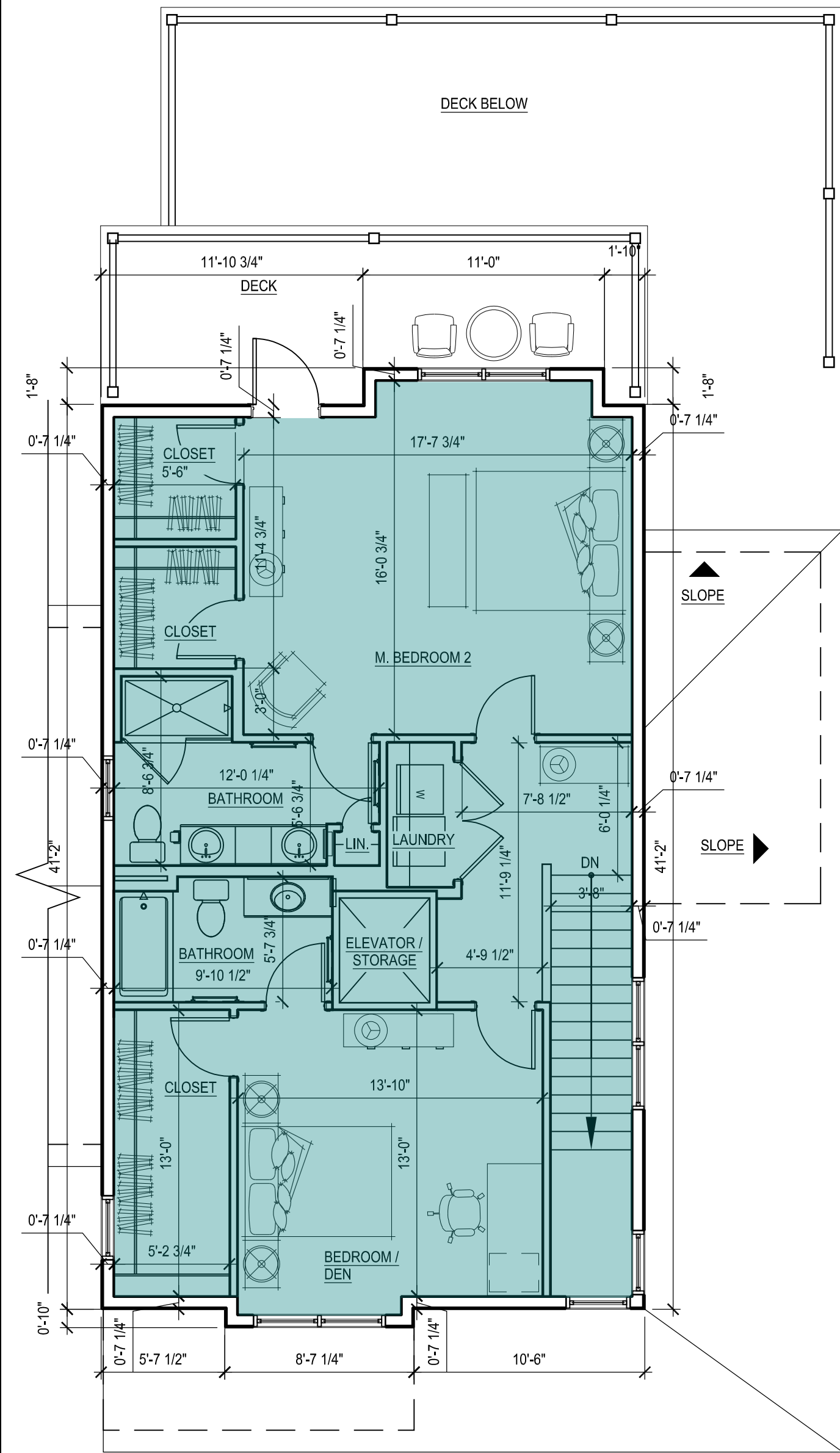
20073

Issue Date:

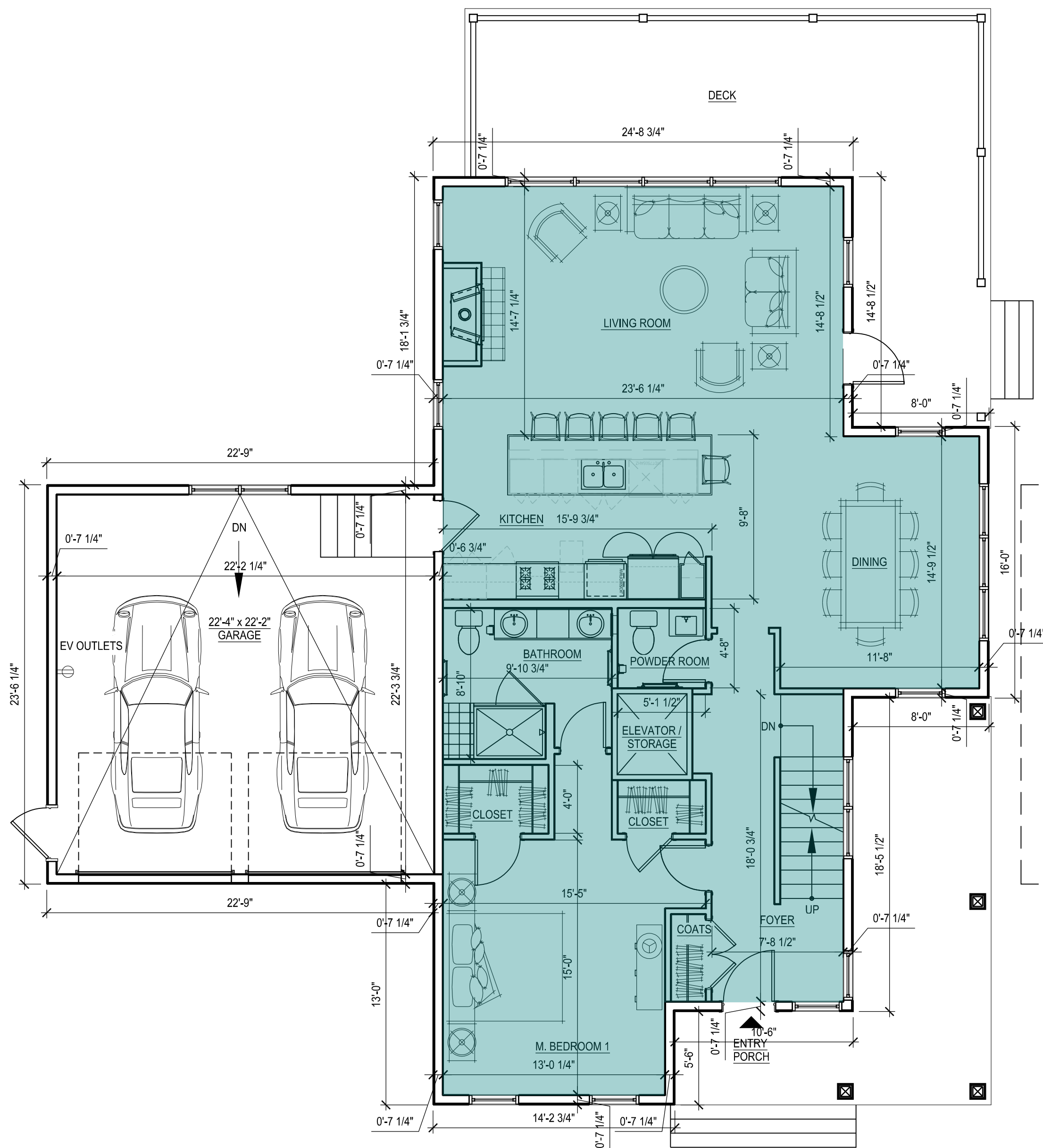
April 16, 2021

Sheet Number:

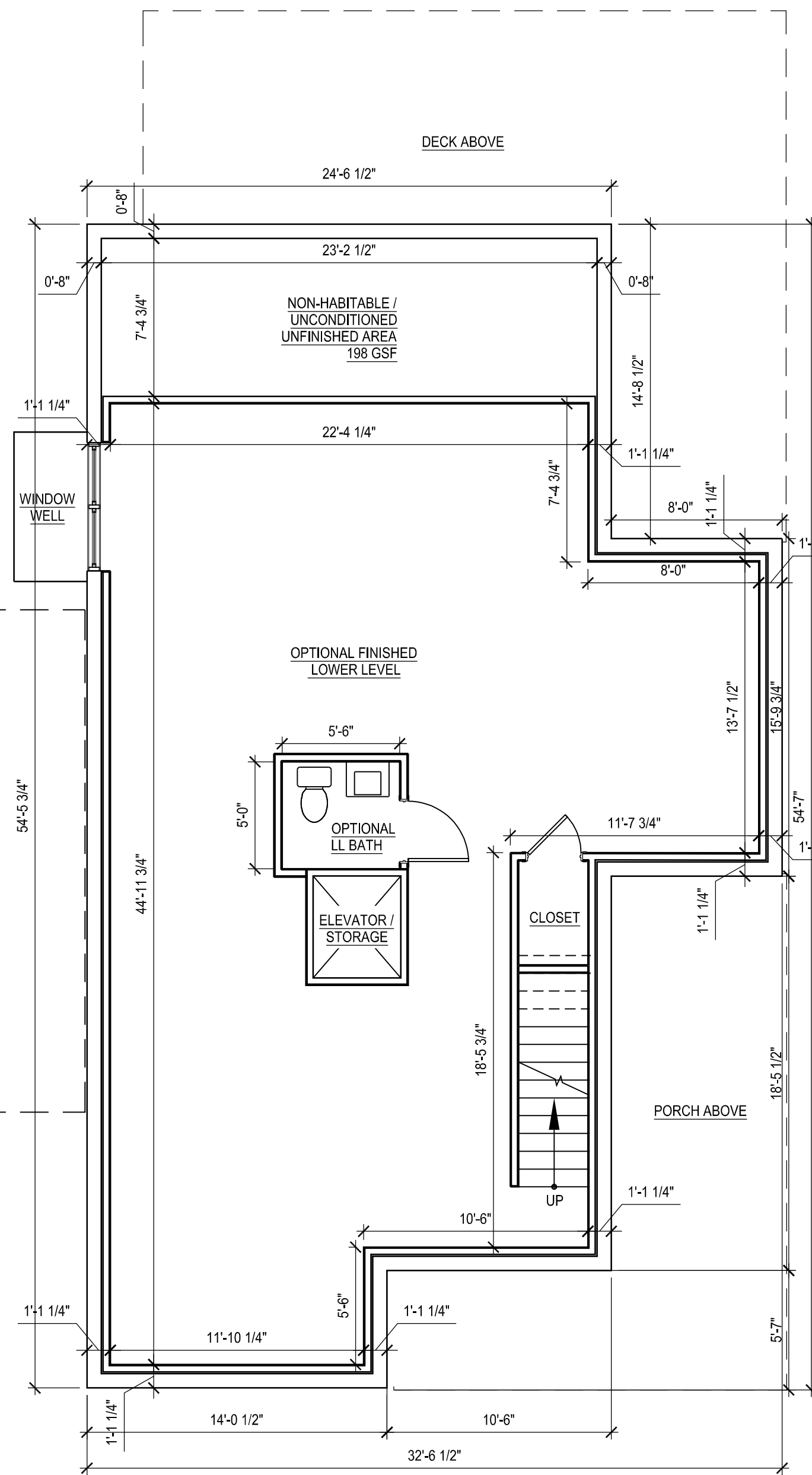
A2.09B



30 LOFT FLOOR PLAN
SCALE: 3/16" = 1'-0"



20 FIRST FLOOR PLAN
SCALE: 3/16" = 1'-0"



10 LOWER LEVEL PLAN
SCALE: 3/16" = 1'-0"

INDICATES PORTIONS OF DWELLING UNIT INCLUDED IN *LIVING AREA* TABULATION

Living Area - 3BR Single	
Floor	Sq Footage
1st	1,319
2nd	893
Total	2,212

NOTES:

- GROSS FLOOR AREA: GROSS FLOOR AREA IS INCLUSIVE OF ALL AREAS OF THE UNIT EXCEPT GARAGES, UNFINISHED ATTIC AREAS, EXTERIOR PORCH OR DECK AREAS, AND PORTIONS OF THE BASEMENT THAT ARE NON-HABITABLE, UNCONDITIONED AND UNFINISHED. REFER TO THE FLOOR PLANS FOR THE EXTENT OF THE NON-HABITABLE BASEMENT AREAS. GROSS FLOOR AREA IS MEASURED TO THE OUTSIDE FACE OF EXTERIOR WALLS.
- LIVING AREA: LIVING AREA IS INCLUSIVE OF ALL AREAS OF THE UNIT EXCEPT ANY BASEMENT AREAS, GARAGES, UNFINISHED ATTIC AREAS, AND EXTERIOR PORCH OR DECK AREAS. LIVING AREA IS MEASURED TO THE INSIDE FACE OF EXTERIOR WALLS.

tat

© The Architectural Team, Inc.
50 Commandant's Way at Admiral's Hill
Chelsea MA 02150
O 617.889.4402
F 617.884.4329
architecturalteam.com

Consultant:

Revision:

- 07-20-2021
- 08-04-2021

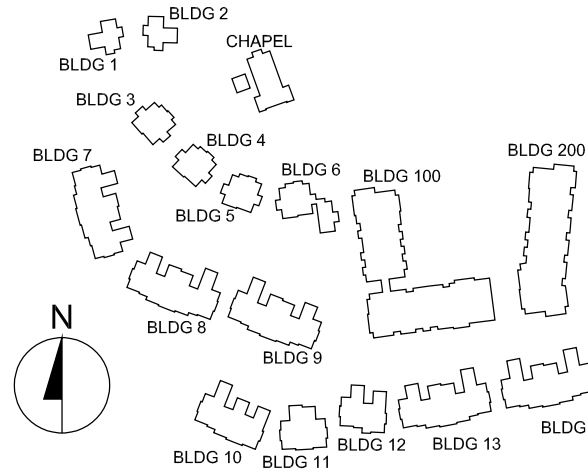
Architect of Record:

Drawn: N.B.

Checked: E.B./Y.Y.

Scale: 3/16" = 1'-0"

Key Plan:



Revision:

1	07-20-2021
2	08-04-2021

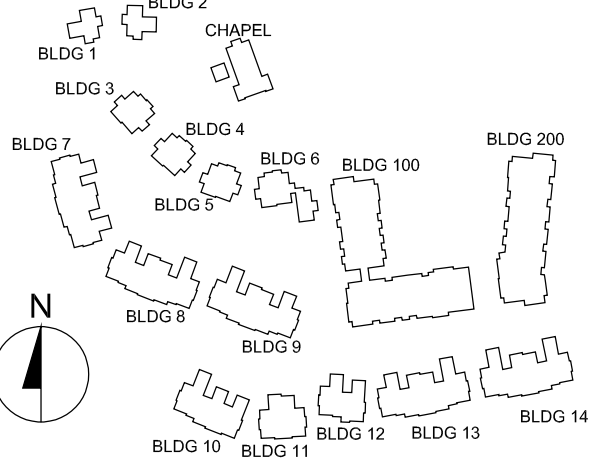
Architect of Record:

Drawn: N.B.

Checked: E.B./Y.Y.

Scale: $3/16" = 1'-0"$

Key Plan:



Project Name:

The Residences
at Bel Mont
Zone III
McLean District
Olmsted Drive, Belmont, MA

Sheet Name:

3 BR Single
Unit Plans
Gross Floor Area

Project Number:

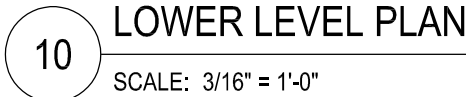
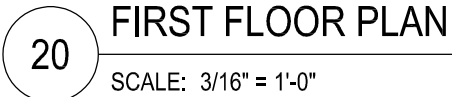
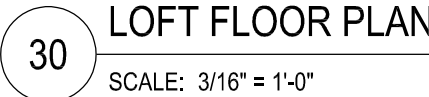
20073

Issue Date:

April 16, 2021

Sheet Number

A2.10B



 INDICATES PORTIONS OF DWELLING UNIT INCLUDED IN GROSS FLOOR AREA TABULATION

GSF - 3BR Single	
Floor	Sq Footage
Lower Level	1,208
1st	1,422
2nd	960
Total	3,590

NOTES:

1. GROSS FLOOR AREA: GROSS FLOOR AREA IS INCLUSIVE OF ALL AREAS OF THE UNIT EXCEPT GARAGES, UNFINISHED ATTIC AREAS, EXTERIOR PORCH OR DECK AREAS, AND PORTIONS OF THE BASEMENT THAT ARE NON-HABITABLE, UNCONDITIONED AND UNFINISHED. REFER TO THE FLOOR PLANS FOR THE EXTENT OF THE NON-HABITABLE BASEMENT AREAS. GROSS FLOOR AREA IS MEASURED TO THE OUTSIDE FACE OF EXTERIOR WALLS.
2. LIVING AREA: LIVING AREA IS INCLUSIVE OF ALL AREAS OF THE UNIT EXCEPT ANY BASEMENT AREAS, GARAGES, UNFINISHED ATTIC AREAS, AND EXTERIOR PORCH OR DECK AREAS. LIVING AREA IS MEASURED TO THE INSIDE FACE OF EXTERIOR WALLS.